

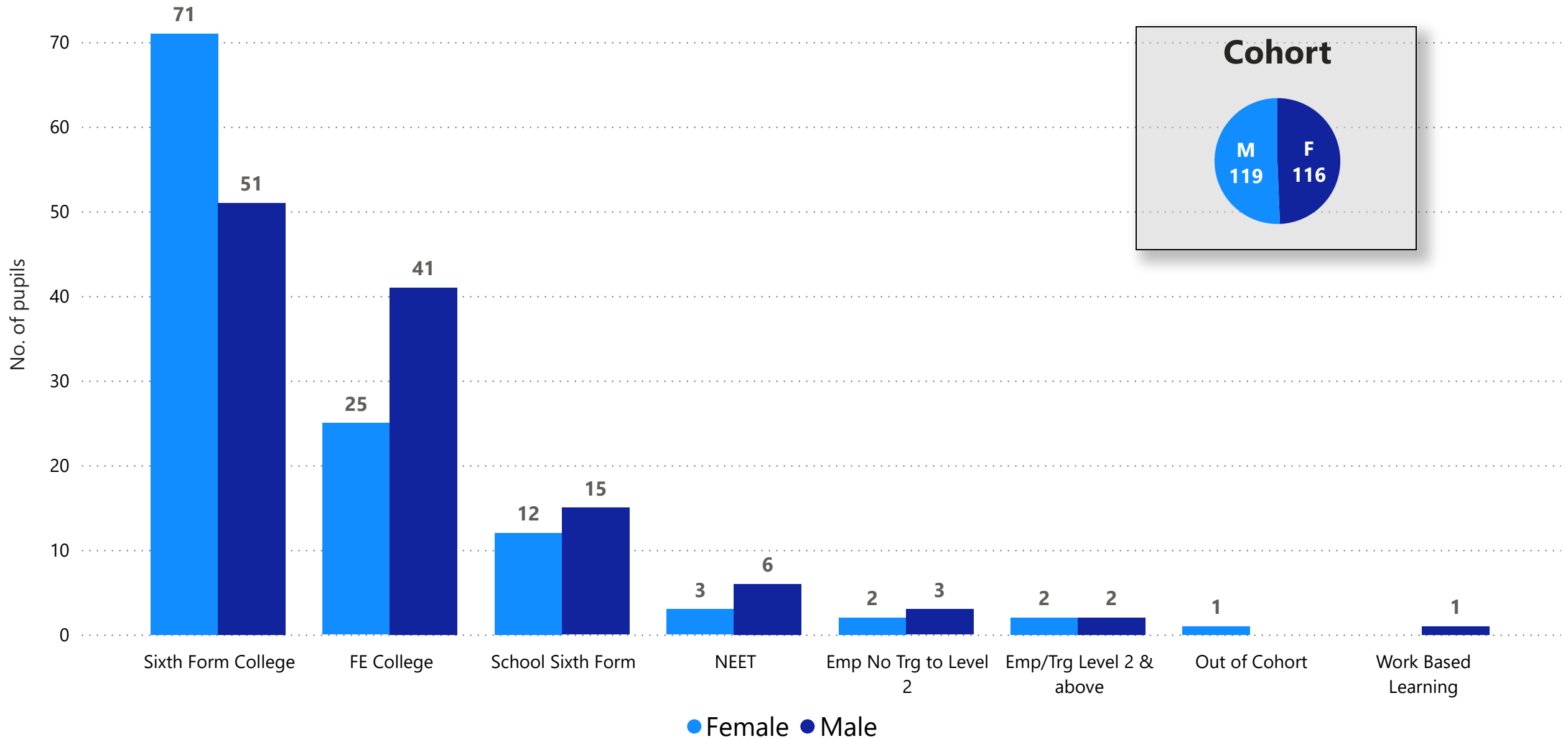
Destinations of 2023 Year 11 Students

(as at 1st November 2023)

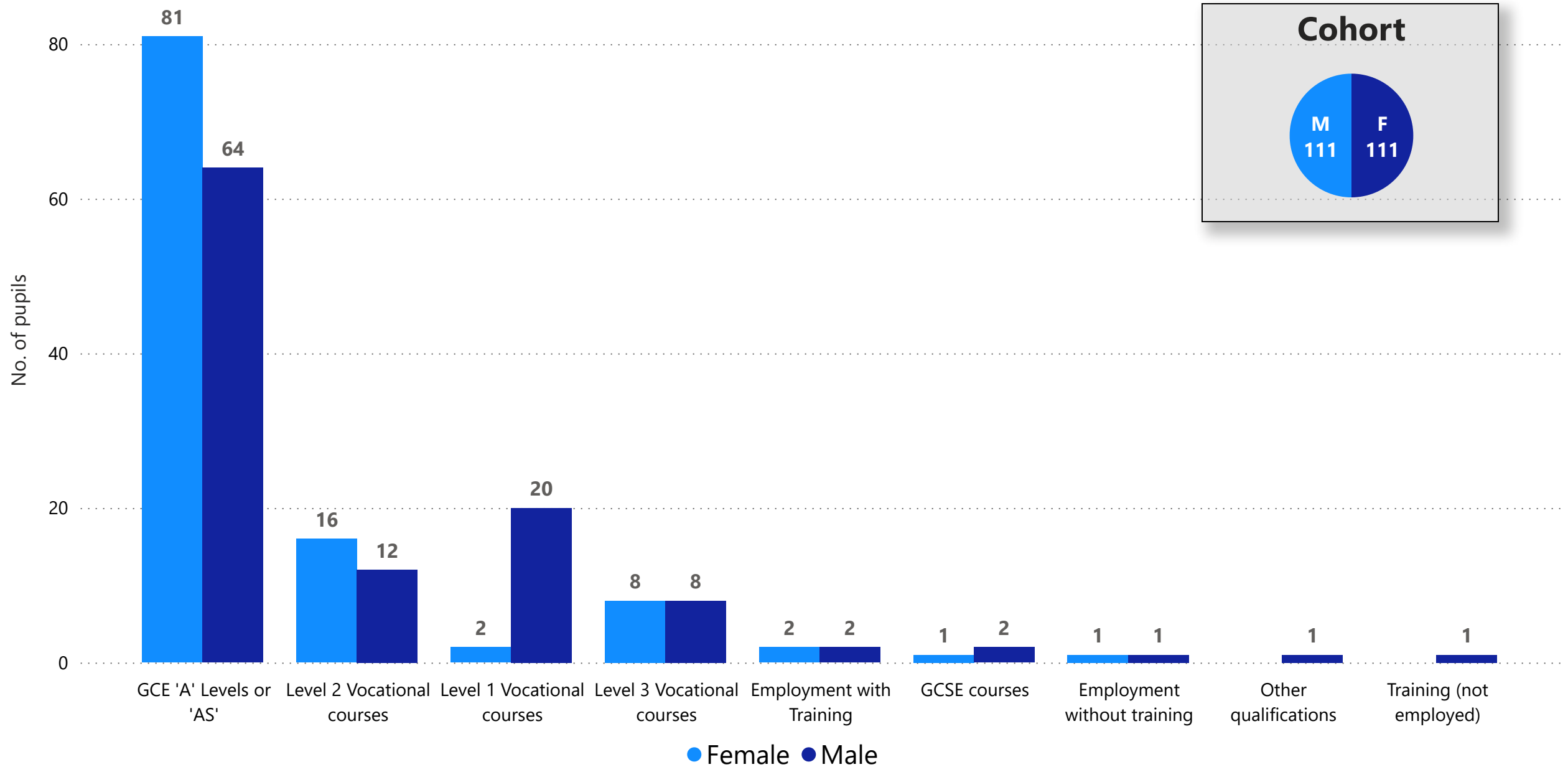


**Bottisham Village
College**

Education, Employment and Training destinations by gender



Destination by Year 12 course level and gender



Education, Employment and Training historical trends

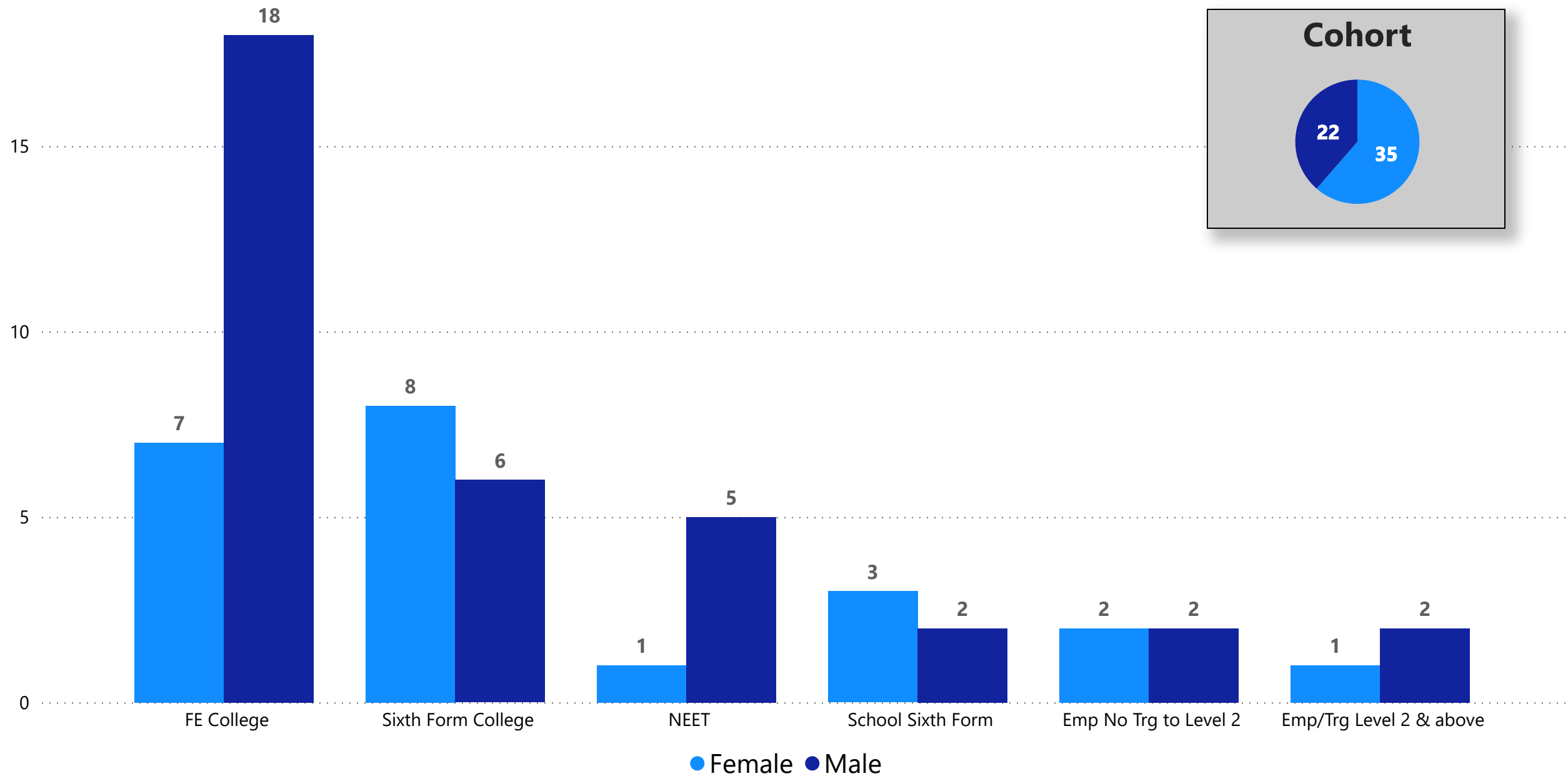
Destination

Year	2021						2022						2023						Total	
Gender	Female		Male		Total		Female		Male		Total		Female		Male		Total		#	%
Destination	#	%	#	%	#	%	#	%	#	%	#	%	#	%	#	%	#	%		
School Sixth Form	6	6.19%	7	5.47%	13	5.78%	9	7.89%	26	20.31%	35	14.46%	12	10.34%	15	12.61%	27	11.49%	75	10.68%
Sixth Form College	70	72.16%	58	45.31%	128	56.89%	66	57.89%	60	46.88%	126	52.07%	71	61.21%	51	42.86%	122	51.91%	376	53.56%
FE College	16	16.49%	52	40.63%	68	30.22%	36	31.58%	29	22.66%	65	26.86%	25	21.55%	41	34.45%	66	28.09%	199	28.35%
Employment with training	2	2.06%	9	7.03%	11	4.89%	3	2.63%	6	4.69%	9	3.72%	2	1.72%	3	2.52%	5	2.13%	25	3.56%
Employment without training			2	1.56%	2	0.89%			2	1.56%	2	0.83%	2	1.72%	3	2.52%	5	2.13%	9	1.28%
Other (learning/employment)	1	1.03%			1	0.44%			1	0.78%	1	0.41%							2	0.28%
Not in education, employment or training	2	2.06%			2	0.89%			4	3.13%	4	1.65%	3	2.59%	6	5.04%	9	3.83%	15	2.14%
Unknown													1	0.86%			1	0.43%	1	0.14%
Total	97	100.00%	128	100.00%	225	100.00%	114	100.00%	128	100.00%	242	100.00%	116	100.00%	119	100.00%	235	100.00%	702	100.00%

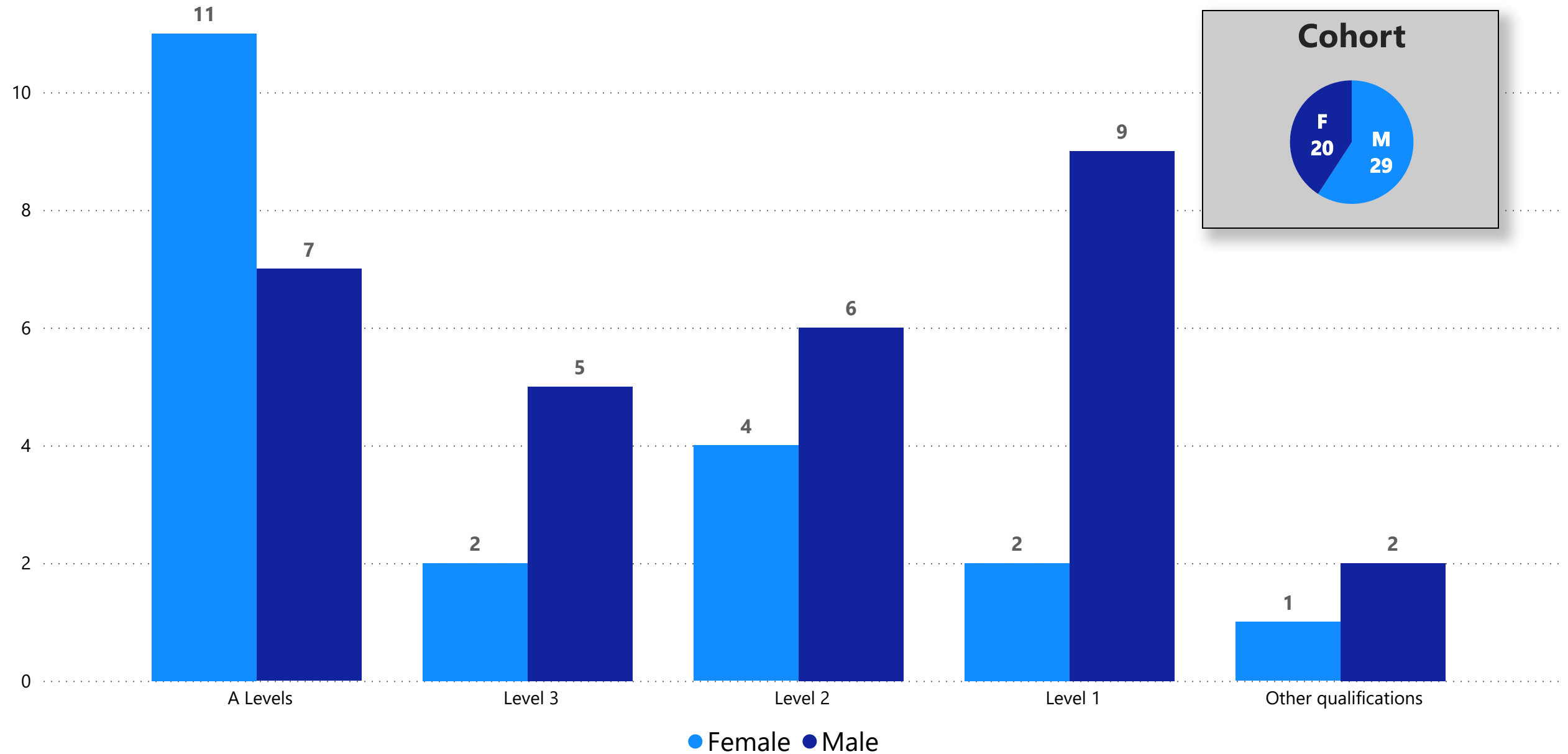
Qualifications

Year	2021						2022						2023						Total	
Gender	Female		Male		Total		Female		Male		Total		Female		Male		Total		#	%
Qualification	#	%	#	%	#	%	#	%	#	%	#	%	#	%	#	%	#	%		
A Levels	40	42.55%	29	23.02%	69	31.36%	69	60.53%	65	53.72%	134	57.02%	81	72.97%	64	57.66%	145	65.32%	348	51.40%
GCSE			1	0.79%	1	0.45%			3	2.48%	3	1.28%	1	0.90%	2	1.80%	3	1.35%	7	1.03%
Level 1	3	3.19%	21	16.67%	24	10.91%	7	6.14%	9	7.44%	16	6.81%	2	1.80%	20	18.02%	22	9.91%	62	9.16%
Level 2	6	6.38%	22	17.46%	28	12.73%	14	12.28%	20	16.53%	34	14.47%	17	15.32%	13	11.71%	30	13.51%	92	13.59%
Level 3	45	47.87%	52	41.27%	97	44.09%	22	19.30%	21	17.36%	43	18.30%	8	7.21%	9	8.11%	17	7.66%	157	23.19%
Other qualifications			1	0.79%	1	0.45%	2	1.75%	3	2.48%	5	2.13%	2	1.80%	3	2.70%	5	2.25%	11	1.62%
Total	94	100.00%	126	100.00%	220	100.00%	114	100.00%	121	100.00%	235	100.00%	111	100.00%	111	100.00%	222	100.00%	677	100.00%

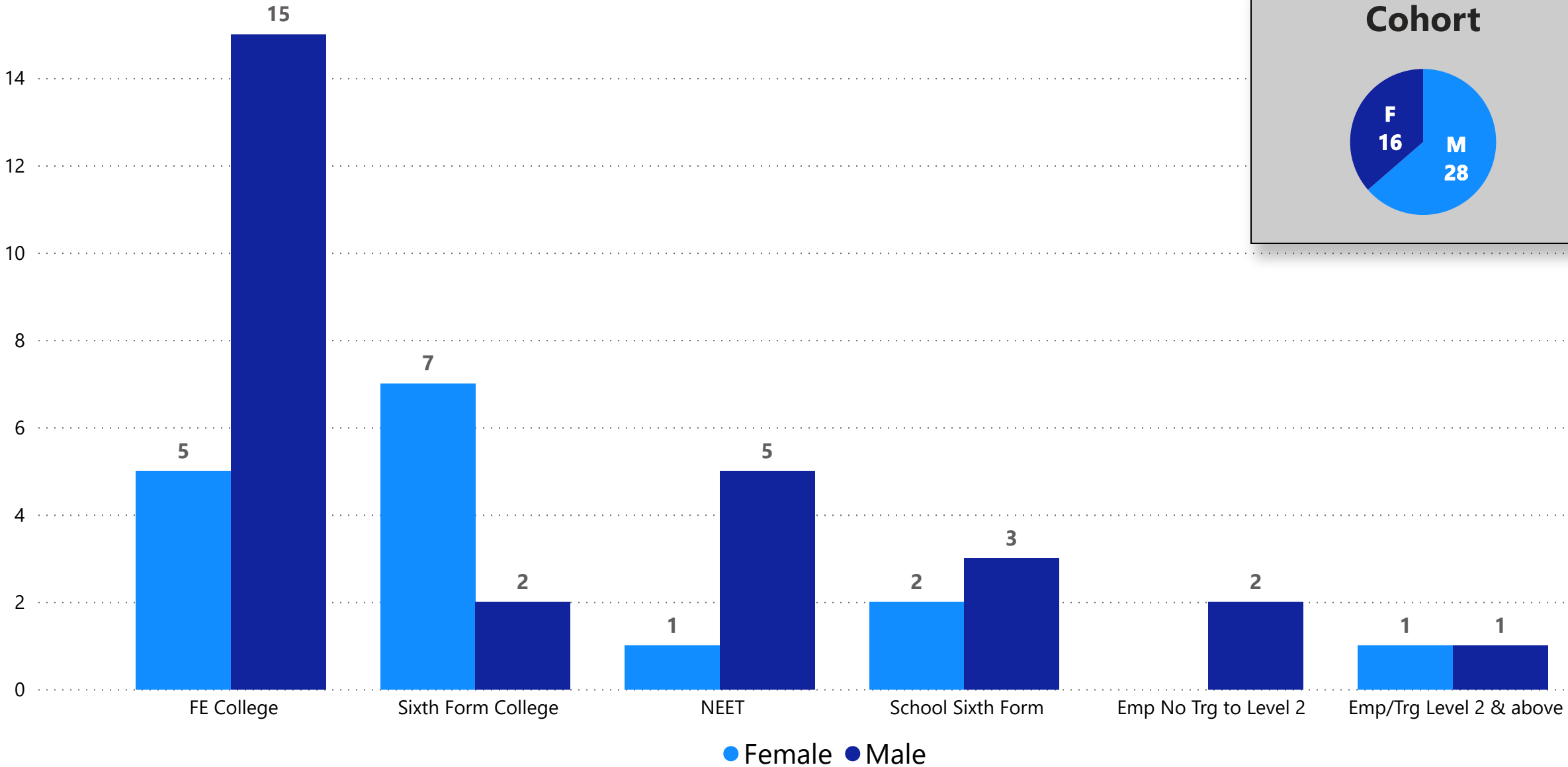
Pupil Premium Education, Employment and Training destinations by gender



Pupil Premium destinations by Year 12 course and gender



EHCP or SEN Support pupils Education, Employment and Training destinations by gender



EHCP or SEN Support pupils destinations by Year 12 course and gender

