

Bottisham Village College

Year 11 Mock Exam Booklet

SPRING 2023



Contents

Page 5	English Language
Page 8	English Literature
Page 10	Maths
Page 12	Science
Page 14	Geography
Page 16	History
Page 17	Religious Studies
Page 19	Business Studies
Page 21	German
Page 23	French
Page 25	Spanish
Page 27	Music
Page 29	PE
Page 31	Dance
Page 32	Food & Nutrition
Page 33	Computer Science
Page 34	Construction
Page 35	Design and Technology
Page 37	Enterprise and Marketing
Page 38	Drama
Page 39	Health and Social Care
Page 41	Creative iMedia

Exams Guidance

Be on time for exams

- arrive at least 15 minutes before the timetabled exam start time.



Phones & all watches must be switched off/removed and handed in or put in bags. If a candidate is found with a phone or watch in their possession during a real exam they may be disqualified and not given a grade for the paper.



It is important to enter the exam room in **silence**. You must not talk to other students until after the exam is finished, papers have been collected and you have left the room.



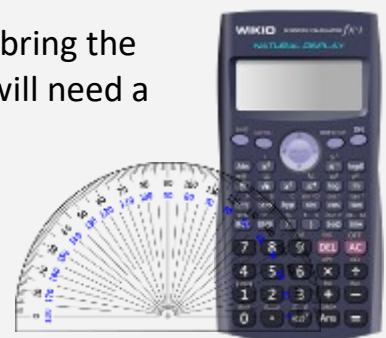
Students with **Access Arrangements** (other than extra time, in which case they will generally be in the main venue) should meet outside the library before their exam where they will meet with invigilators and teaching assistants and taken to the room in which they will be sitting their exam.

Water can be taken into the exam room so long as it is in a transparent bottle with any labels removed.



Exam Equipment -

It is the student's responsibility to bring the correct equipment to exams. You will need a clear pencil case, black pens, pencils, rubber, ruler and maths equipment – calculator (the back of the calculator must be removed and the calculator memory cleared), protractor and compass.



Students should return to their lessons as soon as the exam is over.

Year 11 Spring Mock Exam Timetable 2024

Monday 26 February	English Language	8:50-10:35 (11:01)
	Geography	13:30-14:50 (15:10)
Tuesday 27 February	Biology (Combined/Separate)	8:50-9:50 (10:05) approx.
	Enterprise/Business	13:00-14:15/14:45 (14:34/15:11)
Wednesday 28 February	Maths Paper 1 (non-calculator)	8:50-10:20 (10:43)
	French Listening & Reading//Drama	13:00-14:20&14:45 (14:40&15:11)/13:15-14:45(15:08)
Thursday 29 February	Chemistry (Combined/Separate)	8:50-9:35/9:55(9:47/10:12)
	Construction/Health & Social Care	13:15-14:45(15:08)/13:30-14:45 (15:04)
Friday 1 March	History	8:50-10:35 (11:01)
	German Listening & Reading	13:00-14:20&14:45(14:53/15:11)
Monday 4 March	Physics (Combined/Separate)	8:50-10:00 (10:17) approx.
	Dance/Food & Nutrition	13:00-14:30/14:40(14:53/15:05)
Tuesday 5 March	Music/RS/DT	8:50-10:20/10:35/10:50 (10:53/11:11/11:30)
	Spanish Listening & Reading	13:00-14:20&14:45(14:53/15:11)
Wednesday 6 March	Maths Paper 2 - Calculator	8:50-10:20 (10:43)
	Computer Science/Creative iMedia	13:15-14:45 (15:08)
Thursday 7 March	English Literature	8:50-11:05(11:39)

English Language

What will the English mock look like?

Name of paper: AQA: Paper 2 Writer's Viewpoints and Perspectives

Length of paper: 1 hours 45 minutes in total

Suggested timings: Section A (reading): 45mins + 15 minutes reading time (40 marks)

Section B (writing): 45mins (40 marks)

SECTION A

The reading section of the exam contains four comprehension-style questions using two unseen sources.

Questions will focus on the following skills:

Question 1: retrieving information from a text (4 marks)

Question 2: summary of differences or similarities (8 marks)

Question 3: analysing language in a passage of text (12 marks)

Question 4: comparing different perspectives (16 marks)

We suggest that students divide the time thus: 5mins Q1, 10mins Q2, 12 mins Q3 and 24 mins Q4. TIMING for this section of the exam is crucial, therefore regular timed practice is imperative. Examples of these types of questions can be found in the Google classroom folder for Year 11 English Language.

SECTION B

Question 5: writing to present a viewpoint (24 content + 16 SPaG marks = 40 marks). This might involve writing: an article, a letter, a speech an essay or a blog.

SPaG is the mark awarded for technical accuracy: spelling, punctuation and grammar. We suggest that students spend 10mins planning; 30mins writing and 5mins reading through at the end.

What will I need in the mock?

Black pen


Highlighter

Where can I go to revise?

- Your exercise book is the best source of information, assuming all the work is completed.
- GCSE English Language & Literature AQA Revision Guide & Exam Practice Book.
- Achieve the Highest Grades for the 9-1 Course inc free revision app (Scholastic GCSE Grades 9-1 Revision & Practice) ISBN : 978-1407169163.
- The revision guide which is currently £9.44 on Amazon, is another useful summary of the course – up to page 82.
- You will be sent via your Google Classroom folder:
 - ⇒ A revision booklet that contains model answers and mark schemes as well as material for you to practice.
 - ⇒ PIXL videos to watch for question 2, 3 and 4.

Also remember to:

- Watch videos on YouTube by Mr Bruff
- Look at your November mock, along with the feedback from your teacher as the AOs are the same as for Paper 1 and 2.



English Language (continued)

What is the revision list?

Use revision material/cards/mind maps you have previously created for Deep Dive Assessments. Practise sample questions that have been given to you in Deep Dive Assessments and in your exercise books. Use the GCSE English Language & Literature AQA Revision Guide & Exam Practice Book. Achieve the Highest Grades for the 9-1 Course inc free revision app (Scholastic GCSE Grades 9-1 Revision & Practice).

You will also have been revising for this exam in your English Lessons.

What exam advice should I remember when writing my answers?

- Use subject specific vocabulary whenever possible.
- Use the number of marks available to direct you in how much to write.
- Use paragraphs to separate your points. So, an 8/12 mark question would probably require 3 points, one in each paragraph. Remember to make your point, explain your point and use the evidence from the stimulus (signpost this) in every paragraph (PEEZL).
- Use a range of analytical verbs such as: suggests, highlights, evokes, implies, demonstrates, exemplifies
- In analysis answers, use PEEZL and make sure you discuss the intended meaning of the writer
- Allocate the correct time to each question.

Section A Reading

Question 1: 5mins

Things to remember on this question:

1. focus only on the specific section of source A;
2. pinpoint where in the text the writer tells you each of your choices; and
3. don't spend more than 5 minutes here.

Question 2: 10 mins

Things to remember for this question:

1. you do not need to analyse any language or structure here;
2. focus on explaining perceptive inferences from both texts to explain the key differences or similarities; and
3. cover three or four points with quotations.

Question 3: 12 mins

Things to remember for this question:

1. focus on analysing the effects of the writer's choice of language;
2. use accurate subject terminology by identifying specific language techniques; and
3. cover four points with excellent quotations.

Question 4: 16-20 mins

Things to remember for this question:

1. keep focused on the specific task in the question;
2. analyse the methods used by the writers to convey their attitudes to the topic;
3. make sure you make comparisons;
4. consider both language and structure.

Section B Writing Question 5:

Things to remember for this question:

- * match your style of writing to the purpose and audience of the task;
- * plan your answer first;
- * leave the full 45 minutes to complete the task fully; and
- * use ambitious vocabulary, language and structural features to present your viewpoint and really show the examiner what you can do.

English Language (continued)

What exam advice should I remember when writing my answers? (continued)

Key Subject Terminology	
Language Features	metaphor, repetition, simile, hyperbole, alliteration, personification, onomatopoeia, rhetorical question, rule of three, sensory imagery.
Word Types	verb, noun, adverb, adjective, pronoun, connectives.
Sentence Forms	One-word sentence, simple sentence, compound sentence, complex sentence, embedded clause.

Active verbs for writing about texts...

Advices	Criticises	Exemplifies	Implies	Recognises
Affects	Deepens	Exhibits	Indicates	Refers
Alludes to	Denotes	Expands	Informs	Reinforces
Amplifies	Depicts	Explains	Intensifies	Reiterates
Argues	Describes	Explores	Introduces	Relates
Articulates	Determines	Exposes	Juxtaposes	Remarks
Builds	Demonstrates	Expresses	Manifests	Represents
Clarifies	Displays	Forces	Means	Reveals
Compels	Echoes	Foreshadows	Mentions	Shows
Confirms	Embodies	Foretells	Narrates	Signifies
Connates	Emphasises	Forms	Perceives	Symbolises
Considers	Encourages	Highlights	Personifies	Suggests
Constructs	Establishes	Heightens	Persuades	Supports
Contradicts	Evokes	Hints	Portrays	Tells
Conveys	Exaggerates	Illustrates	Presents	Typifies
Creates	Examines	Impacts	Promotes	Underlines

ADDING - Additional supporting information to a claim	SEQUENCING - Showing the order of events or claims	ILLUSTRATING - Citing direct evidence or examples	CAUSE and EFFECT - Linking events together
And Also As well as Moreover Too Furthermore Additionally	First (ly), second (ly), third(ly) Finally Next Meanwhile Following Subsequently	For example Such as For instance In the case of As revealed by Illustrated by As shown by	Because So Therefore Thus Consequently Hence
COMPARING - Showing similarities	QUALIFYING - Limit, specify, or modify	CONTRASTING - Showing differences	EMPHASIZING - Draw attention to a main idea/claim/evidence
Similarly Likewise As with Like Equally In the same way As compared to	But However Although Unless Except Apart from As long as If	Whereas Instead Alternatively Unlike Otherwise On the other hand Conversely	Above all In particular Especially Significantly Indeed Notably

How can I plan my revision?

Week beginning	What to consider?	What will you do?
30 th January		Organise your revision – collect together revision guides and exercise books, write your revision guide, purchase/source highlighters/folders/
5 th – 15 th February		Focus on section A and Section B
19 th February	Half term	Personal revision and revision sessions on-line
26 th February	English Language Paper 2 Mock	This is your first exam in this mock assessment window.

English Literature

What will the English Literature mock look like?

Name of paper: AQA: Paper 2: Lord of the Flies, Power and Conflict Poetry and Unseen Poetry

Length of paper: 2 hours 15 minutes in total

Suggested timings: LOTFs and Power and Conflict 45mins per essay
Unseen poem analysis 30 mins and Unseen Comparison 15 mins.

Macbeth 30 marks Lord of the Flies 30 marks **plus 4 marks SPAG** Power and conflict **30 marks**, Unseen Poetry **24 marks plus unseen comparison 8 marks Total marks 96**

Lord of the Flies

You have a choice of two questions to answer. ONLY answer ONE question.

1 question is character based

1 question is theme based

Power and Conflict Poetry

1 poem printed on the exam paper based. Students are then required to compare with another poem they have studied.

Unseen Poetry Section A. Analysis of a poem printed on the exam paper

Unseen section B : Comparison of unseen poem with another poem printed on the paper.

TOP TIPS for all essays

Plan your time.

Annotate the question and passage or poems printed.

Answer the question asked.

Track through the extract in the extract and poetry questions.

Know when context is assessed.

Write a short plan for the essay questions.

Track your character or theme across the whole text.

Proof read at the end.

How to structure your essays

A brief outline of your introduction.

3 main points/arguments.

Quotes and textual detail to back up your arguments (and a note of the technique the writer is using).

Relevant contextual points for each idea

A brief outline of your conclusion.

English Literature (Continued)

What do you need for the exam?

Black pen

Highlighter

Where can I go to revise?

- Your exercise book is the best source of information, assuming all the work is completed.
- Any revision guide you might have purchased
- You will be sent via your Google Classroom folder:
 - ⇒ A revision booklet containing model answers and mark schemes as well as material for you to practice for each type of question.
 - ⇒ Key quotations to learn
 - ⇒ You class teacher will also upload other resources for you to use

Also remember to:

- Watch videos on YouTube by Mr Bruff
- Look at the essays you completed when studying each text
- Read any model essays provided by your teacher

Maths

What will the Maths mock look like?

Maths papers can be on any topic or skill that you have studied. The skills are distributed randomly across the papers and can appear in more than one paper. The questions in the paper become more challenging as you move through.

What will I need in the mock?

- Black pen
- Calculator
- Protractor
- Compass
- Ruler

Where can I go to revise?

Practice questions with support videos:

<https://sparxmaths.com/>

<https://www.1stclassmaths.com/aqarevision>

<https://www.thenational.academy/teachers/key-stages/ks4/subjects/maths-l/programmes>

Practice papers:

<https://corbettmaths.com/2019/04/01/gcse-practice-papers/>

<https://www.1stclassmaths.com/gcse-exam-papers>

What is the Revision list?

Topic Area	Foundation Tier (%)	Higher Tier (%)
Number	25	15
Algebra	20	30
Ratio	25	20
Geometry	15	20
Probability & Statistics (combined)	15	15

Maths (Continued)

What else can I do to prepare for the mock?

Complete the revision work set by your class teacher.

What exam advice should I remember when writing my answers?

- During the exam remember that you have approximately 1 minute to spend on a question per mark it is worth. So you could spend 4 minutes on a 4 mark question.
- If you are stuck with a question that contains a lot of information read it through twice and then work through it line-by-line, either labelling diagrams or creating models to help you visualise what is being asked.
- Lay your working out clearly. An examiner doesn't want to hunt for the marks.

How can I plan my revision?

Maths is about practicing little and often. Make sure you are doing at least 10 minutes a day from now.



Extra information: <https://www.aqa.org.uk/subjects/mathematics/gcse/mathematics-8300/subject-content>

Science

What will the Science mocks look like?

You will complete three mock exam papers in science, one for each science: biology, chemistry, and physics. These will be a partial paper 2 exam covering the paper 2 content you have been taught so far. You will get an opportunity to complete the rest of the topics later in the term.

Combined and Separate science: Your exam times will vary based on the number of marks included.

Combined	Higher	Foundation
Biology	40 min	50 min
Chemistry	45 min	45 min
Physics	1hr 10 min	1hr 10 min
Separate		
	X1&Y1 60 min, X2 50 min	X1&Y1 1hr 10min, X2 50 min
Biology		
Chemistry	1hr 5 min	1hr 5 min
Physics	1hr 10 min	1hr 20 min

What will I need in the mock?

- Black pen
- A ruler
- A protractor
- A calculator (preferably a scientific calculator)
- Desirable: pencil, rubber

Where can I go to revise?

Revision Guides

Combined Science

AQA Biology for GCSE Combined Science: Trilogy Revision Guide. ISBN 978-0-19-835930-2

AQA Chemistry for GCSE Combined Science: Trilogy Revision Guide. ISBN 978-0-19-835931-9

AQA Physics for GCSE Combined Science: Trilogy Revision Guide. ISBN 978-0-19-835932-6

Separate Science

AQA Biology Revision Guide: ISBN: 978-0-19-835940-1

AQA Chemistry Revision Guide: ISBN: 978-0-19-835941-8

AQA Physics Revision Guide: ISBN: 978-0-19-835942-5

Classcharts

There is a post on Google Classroom that contains a link to the Bottisham science revision website, which contains lots of information including:

- Links to the freesciencelesson and Cognito videos
- Links to the Oak National Lessons
- Seneca Learning and Kerboodle
- A link for the required practical simulator and the Malmesbury Science videos of these practicals
- Quiz based recall resources

The website can be accessed directly here: <https://sites.google.com/bottishamvc.org/bvcsience/year-10-and-11/online-resources>

Seneca Learning

Go to www.senecalearning.com select login and then 'Continue with Google' use your school email address and password. Once logged in you will find all your timetabled classes and any assignments your teacher has set.

Science (continued)

What is the Revision list?

Biology

Combined - Ecology 10, Homeostasis 10, Inheritance and Evolution 10

Separate - Ecology 10, Homeostasis and Response 10 and 11a, Inheritance and Evolution 10.

Chemistry

Combined - Rate and extent of chemical change 10 and 11a, Organic Chemistry 10 and 11a, Chemistry of the atmosphere 10, Using resources 10

Separate - Rate and extent of chemical change 10 and 11a, Organic Chemistry 10 and 11a, Chemistry of the atmosphere 10 and 11a, Using resources 10 and 11a, Chemical Analysis 11a

Physics

Combined - Forces 10 and 11a, Waves 10, Magnetism and electromagnetism 10

Separate - Forces 10 and 11a, Waves 10 and 11a, Magnetism and electromagnetism 10 and 11a, Space Physics

What else can I do to prepare for the mock?

- Use revision material/cards/mind maps you have previously created for Deep Dive Assessments.
- Practice questions from the pack of questions posted on Google Classroom.

What exam advice should I remember when writing my answers?

- Use subject specific vocabulary whenever possible.
- Use the number of marks available to direct you in how much to write.
- If you get stuck on a question leave it and come back to it later.
- Check the information in a six mark question to make sure you answer all of it.

What command words will I encounter?

- **Identify** – name or express in clear terms.
- **Calculate** – use the numbers given in the question to work out the answer.
- **Describe** – recall some facts, events or a process in an accurate way.
- **Explain** – state reasons for something happening.
- **Evaluate** – use the information supplied, and your own knowledge, to consider evidence for and against when making a judgement.
- **Suggest** – apply knowledge you already have to a new situation.

How can I plan my revision?

Try to revise a small topic at a time by breaking up your revision into manageable short sessions.

Work out how many topics you need to cover each week to make sure you have practiced everything before the exams. **(Make a larger copy of the table below and fill in the sub topics you will revise)**

Week beginning	What to consider?	What will you do?

Geography

What will the Geography mock look like?

This mock exam will cover a combination of sections from Unit 2 and Unit 3:

Unit 2.A: Urban issues and challenges

Unit 2.B: The changing economic world

Unit 3: Fieldwork— an unseen component where you use the skills from your own fieldwork to complete the questions.

The paper will consist of questions ranging from multiple choice to extended 9 mark questions (12 marks when SPaG marks are added in)


What will I need in the mock?

- Black or blue pen
- Pencil
- Ruler
- Calculator

Where can I go to revise?

Your old exercise book should contain a wealth of information regarding both Unit 2 content, which you have been covering this year, and Unit 3 fieldwork content from both Year 10 (coastal fieldwork) and Year 11 (human fieldwork in Cambridge)

The Hodder AQA revision guide provides a very good, detailed overview of the key ideas for each topic from Unit 2, including revision activities and short tests to check your understanding.



Your Class charts page from this year contains a folder called 'Unit 2 revision' in which you can find a wide range of resources to support your revision, including: specification overviews; knowledge organisers; a case study overview sheet; and revision activities.

Seneca has a wealth of knowledge testing questions. This should be a regular part of your revision where you check your understanding of key content from different topics. You can choose to work your way through the course by reviewing Unit 2 content (Geography: AQA GCSE) or by undertaking practice knowledge recall questions (Geography: AQA GCSE – Standardised Assessments). We recommend you use both.

Geography (continued)

What is the revision list?

Unit 2A: Urban issues and challenges

Global urbanisation pattern

Urban opportunities and challenges in Lagos

Urban opportunities and challenges in London

The move towards more sustainable urban areas

Unit 2B: The changing economic world

Global variations in development

Strategies for closing the development gap

The impacts of economic change in Nigeria

The impacts of economic change in the UK

Unit 3: Unseen fieldwork

Data handling and interpretation skills

Graphical/maths skills

What else can I do to prepare for the mock?

Practice, practice, practice!

It is vital that you practice using the information that you are revising, not just looking over it. To that end, carrying out practice questions (available from a range of the sources listed above) is incredibly useful, as is making case study flash cards.

What exam advice should I remember when writing my answers?

- Use subject specific vocabulary whenever possible.
- Use the number of marks available to direct you in how much to write.
- Refer to the Figures/sources – they are in the exam to give you ideas to write about, so use them!
- Use real life, located examples to back up your answers (e.g. Lagos, London, Nigeria, Shell)

How can I plan my revision?

Use the topic overview self-assessment documents (available on your class charts page) to check which areas of the Unit you are confident with and which areas are the ones that you need to revise more. Once you have identified those key areas, start your revision by focusing on those topics.

- Plan your geography revision to take place in short bursts at regular intervals. Instead of dedicating a whole evening to geography, split it up over a number of evenings (e.g. it is more effective to do 4 half hour geography revision sessions over four days than one 2 hour session).
- Always start a revision session by doing a quick re-cap of what you covered in the previous revision session to see what you can remember – short quizzes like those on Seneca are incredibly helpful for this.

History

What will the History mock look like?

The mock will Paper 2: Henry VIII and his ministers, 1509-1540 and Superpower Relations and the Cold War, 1941-1991 (although we will only be asking you to revise up to 1956 as this is what you would have covered in lessons so far)

What will I need in the mock?

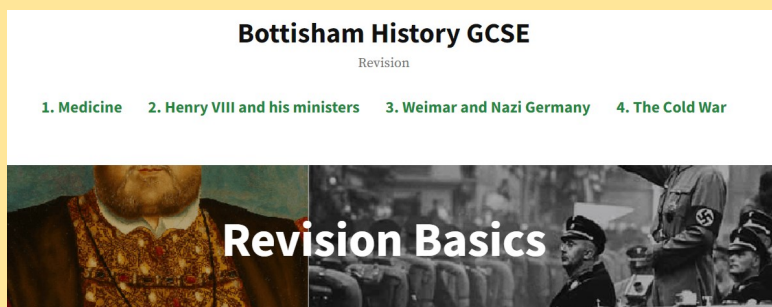
- Black pen
- A highlighter would be useful

Where can I go to revise?

Your exercise book is the best source of information, assuming all the work is completed

- You should also make use of the history GCSE revision website here: www.bvchistorygcse.wordpress.com

Your history teacher should have given you a Henry VIII and a Cold War revision booklet, containing revision activities, exam technique guidance and practice questions.



What is the revision list?

The full specification for the paper is outlined at the start of each revision booklet giving to you by your teacher. **You need to revise all of the Henry VIII unit and only 'key topic 1' (up to 1956) for the Cold War unit.** Please speak to your teacher if you do not have access to a copy of either/both revision booklets.

What else can I do to prepare for the mock?

Use the checklist as a starting point:

- Colour-code the specification to show how confidently you know each topic
 - * Red: No knowledge of topic
 - * Amber: Some knowledge
 - * Green: Detailed knowledge
- Focus on revising amber/red topics first so that you fill in any gaps in your knowledge
- Make sure you also go back over green topics too in order to check how good your knowledge is

Complete some revision activities rather than just reading notes e.g.

- Create your own timelines on specific topics e.g.
 - * The changes made to the Church in the Reformation
 - * How the relationship between the USA and the Soviet Union changed from 1941-1956

History (continued)

What else can I do to prepare for the mock? (continued)

- **Create fact sheets on events. You might include:**
 - * What caused the event to happen?
 - * What happened in the event?
 - * What did the event lead to?
- **Create biographies of key people. You might include:**
 - * Which political position they're from (left wing/right wing)
 - * Their job/position
 - * When they were in power
 - * Key events they were involved in
 - * When/why did they fall from power?
- **Create a quiz on a specific topic to give to someone else, or teach a member of your family/a friend a topic from the course**

What exam advice should I remember when writing my answers?

You will find exam guidance from page 7 onwards in your revision booklet.

- You are strongly encouraged to complete some of the exam practice questions in the booklet. You can hand these into your teacher who will mark them for you.

Religious Studies

What will the Religious Studies mock look like?

Main topics will be examined in this 1 hour 45 minute mock exam: Beliefs and Themes – GCSE Religious Studies Mock Paper.

What will I need in the mock?

- Black or blue pen
- Highlighter might be useful for key words

Where can I go to revise?

Your exercise book is the best source of information, assuming all the work is completed.

The revision guide: AQA GCSE Religious Studies A: Christianity and Sikhism Revision Guide (GCSE Religious Studies for AQA)

Your Google Classroom will have a revision folder for all other relevant resources such as:

- 4 content revision power-points – Sikh Practices, Christian Practices, Crime and Punishment and the Existence of God and Revelation.

- 'Knowledge Organisers' outlining the key concepts of the course
- An example of a past paper and mark scheme
- Model Answers
- Key term quizzes
- Scripture Pages

Also remember to:

- listen to the AQA GCSE Religious Studies Podcasts
- Use of GCSE Bite-size - <https://www.bbc.co.uk/bitesize/guides/zrpqmsg/revision/1>
- Look back at answers which have been marked and look at particular feedback comments given

Religious Studies (continued)

What is the revision list?

Christian Practices	Sikh Practices
<ul style="list-style-type: none"> • Trinity • Creator • God – Omnipotent, Omniscient and Benevolent • Incarnation • Crucifixion • Resurrection • Ascension • Sin – problem of evil • Judgement • Salvation 	<ul style="list-style-type: none"> • Worship • Nam Japna • Features of the Gurdwara • Langar • Role of the Gurdwara • Festivals – Divali and Vaisakhi • Naam Karaan (naming ceremony) • Amritsankar • Pilgrimage
Crime and Punishment	Existence of God and Revelation
<ul style="list-style-type: none"> • Reasons for crime • Good and Evil intentions • Christian responses • Attitudes to lawbreakers • Attitudes to suffering • Different types of punishment – Prison, Corporal Punishment and Community Service. • Death Penalty • Forgiveness 	<ul style="list-style-type: none"> • Why people believe in God? • The Design Argument • The Cosmological Argument • The Moral Argument • How people understand the Divine? • Miracles • Visions • General and Special Revelation • Religious Experiences • Arguments against God – evil and science • The Bible as revelation

What else can I do to prepare for the mock?

Use revision material/cards/mind maps you have previously created for Deep Dive Assessments. There will be three/ four lessons in class where we will look at revision in readiness for the mock exam. There will be some Seneca Assignments which you can use also.

What exam advice should I remember when writing my answers?

- Refer to key terms How will you use it in your discussion?
- Do not underestimate your common sense!
- Include references to stories and quotes – ‘Love your neighbour...in the Bible...’
- Explain and expand your points (PEE)
- Include more than one viewpoint! – non religious (atheist viewpoint)
- Do not forget to include your own opinion!!!
- 12 mark answers – Need to discuss the statement – need to agree and disagree with the statement.

How can I plan my revision?

Make a larger copy of the table below and fill in the sub topics you will revise:

Week beginning	What to consider?	What will you do?
29/1/24		Existence of God and Revelation/Crime and Punishment – content revision, key concepts, content review, practice questions and model answers.
5/2/24		Sikh Practices– content revision, key concepts, content review, practice questions and model answers.
12/2/24		Christian Practices– content revision, key concepts, content review, practice questions and model answers.
Half Term		Overall Content revision
26/2/24	Mock Exam	

Business Studies

What will the Business Studies mock look like?

Paper 2 Mock will cover the core topics of **'Businesses in the Real World', 'Influences on Businesses', 'Marketing' and 'Finance'**. Your Mock will follow the format used in the actual exam – so Section A will be Multiple Choice Questions and Short Answer Questions. Section B will be Longer Answer Questions. The Mock will last 1 hour and 45 minutes.

What will I need in the mock?

Black pen & Calculator & a Highlighter

Where can I go to revise?

Your exercise book is the best source of information, assuming all the work is completed.

Alternatively, a Course Companion has been placed on Google Classroom. Up to page 36 covers Businesses in the Real World and up to page 61 covers Influences in Businesses. Pages 105 to 139 cover Marketing (focus on the topics of primary and secondary market research as well as the Marketing Mix – Product, Price, Promotion and Place) and pages 140 to 171 cover Finance (the exam will only cover up to page 152 i.e. the end of Cash Flow). There is also a glossary of key terms at the end of the booklet. Print it all off and use with your revision guide.

The revision guide https://www.amazon.co.uk/GCSE-Business-Complete-Revision-Practice/dp/1782946918/ref=pd_lpo_sbs_14_t_0?encoding=UTF8&psc=1&refRID=WNNC2GXWEKAMA0VH07B7

BVC produced 'Revision Toolkits' on Businesses in the Real World and Influences on Business have been made available to you.

Keep an eye on Google Classroom as there may be a few multiple choice quizzes posted – again, useful for Section A of the Mock

SenecaLearning – assignments will be set on Google Classroom.

What can I do to prepare for the mock?

Use revision material/cards/mind maps you have previously created for Deep Dive assessments. Prepare answers to knowledge recall questions found on pages 18 (Businesses in the Real World), 31 (Influences on Business), 70 (Marketing) and 87 (Finance) of the CGP published revision guide.

What exam advice should I remember when writing my answers?

- Use subject specific vocabulary whenever possible.
- Use the number of marks available to direct you in how much to write.
- Use paragraphs to separate your points. So a 4 mark question would probably require 2 points, one in each paragraph. Remember to make your Point, Explain your point and use the Evidence from the stimulus in every both paragraphs (PEE).
- You must refer to the stimulus in extended writing answers – particular attention to 6 marks, 9 marks and 12 marks.
- In explain answers, BLT – making sure your answers make all the stepping stones to the answers. Use words like because, therefore, this means that etc. to link your ideas together.
- In analysis answers, as with explain question but remember to relate to the impact on the business specifically.

Business Studies (continued)

What is the revision list?

Business in the Real World	Influences on Business
<p>The purpose of business</p> <p>Reasons for starting a business</p> <p>Functions and types of business</p> <p>Enterprise and Entrepreneurship</p> <p>The dynamic nature of business</p> <p>Business ownership: sole traders</p> <p>Business ownership: partnerships</p> <p>Business ownership: Ltds and plcs</p> <p>Aims and objectives of small and large businesses</p> <p>Stakeholders</p> <p>Business location</p> <p>Business planning</p> <p>Basic financial terms</p> <p>Calculate revenue, costs and profit</p> <p>Calculate unit costs</p> <p>Business Expansion</p> <p>Economies of Scale</p> <p>Diseconomies of Scale</p>	<p>ICT and its influence on business</p> <p>Ethics and its influence on business</p> <p>Environmental influences on business</p> <p>Interest rates and their influence on business</p> <p>Level of employment</p> <p>Consumer spending</p> <p>Globalisation</p> <p>Exchange rates</p> <p>Employment law</p> <p>Health and safety law</p> <p>Consumer protection law</p> <p>Competitive markets</p> <p>Risks and certainty</p>
Marketing	Finance
<p>Market Research</p> <p>The Marketing Mix</p> <p>Product Life Cycle and extension strategies</p> <p>Product Portfolios and the Boston Matrix</p> <p>Product development</p> <p>Pricing strategies</p> <p>Methods of Promotion</p> <p>Place</p> <p>E-commerce</p>	<p>Sources of Finance for small as well as established businesses</p> <p>Cash flow</p> <p>Cash flow forecasting</p> <p>Solving cash flow problems</p> <p>Average Rates of Return</p> <p>Break Even Analysis</p> <p>Income Statements</p> <p>Profit Margins</p> <p>Statements of Financial Position</p>

What command words will I encounter?

Identify and State – name or express in clear terms

Calculate – you must give the formula and show your workings, work out the value. Remember £ or % sign.

Explain – give reasons

Analyse - separate information into components and identify their characteristics

Recommend and give reasons for your advice – you must say what you would advise and give reasons why

Evaluate – judge from available evidence

How can I plan my revision?

Make a larger copy of the table below and fill in the sub topics you will revise:

Week beginning	What to consider?	What will you do?
5/2/24		<p><i>Organise your revision – collect together revision guides and exercise books, print off the Course Companion, write your revision guide, purchase/source highlighters/folders/postcards/A3 paper</i></p> <p><i>Recap Businesses in the Real World – why do people want to start their own businesses, types of industry (primary, secondary and tertiary), business objectives, business growth etc.</i></p>
12/2/24		<i>Recap Influences on Businesses - Ethical and financial considerations of moving operations abroad to China for example. Etc.</i>
	Half - Term	<i>Recap Market Research – meanings of, advantages and disadvantages of, and examples of primary and secondary market research. Market segmentation. Quantitative and qualitative research – meanings and advantages and disadvantages. Etc.</i>
26/2/24		<i>Recap Finance – Sources of finance and cash flow (definition, forecasting and solutions to cash flow problems) etc.</i>

German

What will the German mock look like?

You will complete a Reading and Listening paper as part of the mock cycle, and a Writing paper in class shortly afterwards.

The **Reading** paper for Higher and Foundation consists of:

Section A: Questions & Answers in English

Section B: Questions & Answers in German

Section C: A translation into English

The **Listening** paper for Higher and Foundation consists of:

Section A: Questions & Answers in English

Section B: Questions & Answers in German

The **Writing** papers consist of:

Foundation:

Q1 A description of a photo (8

marks) Q2 A 40 word question (16 marks)

Q3 A translation of five short sentences into German (10 marks)

Q4 A 90 word question (choose one of three questions) (16 marks)

Higher:

Q1 A 90 word question (choose one of three questions) (16 marks)

Q2 A 150 word question (choose one of three questions) (32

marks) Q3 A translation of a short paragraph into German (12 marks)

What will I need in the mock?

Black pen

Where can I go to revise?

- Knowledge Organisers. All of these are in your exercise book and Google Classroom.

The revision guide <https://www.amazon.co.uk/Revise-GCSE-German-Revision-Guide/dp/1292131438>

The revision workbook <https://www.amazon.co.uk/Revise-GCSE-German-Revision-Workbook/dp/1292131381/>

- Quizlet. Flashcard sets for all the topics we have studied so far are on our group page. You can make your own sets of vocabulary items you particularly need to learn.

What exam advice should I remember when writing my answers?

- For Reading and Listening, never leave a blank space
- Learn your question words and use these to help you with section B in Reading and Listening
- Watch out for common traps: use of negatives, switching tense and talking about other people.
- Use vocabulary specific to the topic of the question
- You need to be able to write in three tenses – present, past and future
- Remember to give plenty of opinions and to justify them
- For the 150 word essay at Higher tier, where appropriate, you should look to give examples of the imperfect and conditional as well
- Write a plan for the 150 word essay.
- Show the examiner what you do know, not what you don't (therefore don't try and say something you aren't confident with)

German (continued)

What is the revision list?

The content of the Knowledge Organisers and Parallel Texts would be an excellent place to start.

Theme 1: Identity and Culture			
<u>Me, family & friends</u>	<u>Technology</u>	<u>Free time</u>	<u>Customs & traditions</u>
Relationships with family/ friends Marriage & partnership	Social media Mobile technology	Music Cinema/TV Food & eating out Sport	In Germany In other German speaking countries
Theme 2: Local, National, International, Global			
<u>Home, town, neighbourhood & region</u>	<u>Social issues</u>	<u>Global issues</u>	<u>Travel & tourism</u>
House Town Area	Voluntary work Healthy living	Environment Poverty/ homelessness	Holidays Other countries
Theme 3: Current & Future Study and Employment			
<u>My studies</u>	<u>Life at college</u>	<u>Post 16 education</u>	<u>Jobs, careers & ambitions</u>
Subjects Teachers School day	School building School rules/ uniform	What will you study? Work experience	University/ apprenticeship Dream job

What else can I do to prepare for the mocks?

Look at example papers and questions available on your Google Classroom pages and through AQA's own past papers webpage.

How can I plan my revision?

- Practice vocabulary every day – 10-20 minutes a day, every day. Make sure you can write example sentences in the present, past and future tenses for each topic.
- Make a larger copy of the table below and fill in the sub topics you will revise:

Week beginning	What to consider?	What will you do?
		Organise your revision – collect together revision guides and exercise books, write your revision guide , purchase/source highlighters/folders/postcards/A3 paper
		TV, film, music / Healthy lifestyle
		School

French

What will the French mock look like?

You will complete a Reading and Listening paper as part of the mock cycle, and a Writing paper in class shortly afterwards.

The **Reading** paper for Higher and Foundation consists of:

Section A: Questions & Answers in English

Section B: Questions & Answers in French

Section C: A translation into English

The **Listening** paper for Higher and Foundation consists of:

Section A: Questions & Answers in English

Section B: Questions & Answers in French

The **Writing** papers consist of:

Foundation:

Q1 A description of a photo (8

marks) Q2 A 40 word question (16 marks)

Q3 A translation of five short sentences into French (10 marks)

Q4 A 90 word question (choose one of three questions) (16 marks)

Higher:

Q1 A 90 word question (choose one of three questions) (16 marks)

Q2 A 150 word question (choose one of three questions) (32marks)

Q3 A translation of a short paragraph into French (12marks)

What will I need in the mock?

Black pen

Where can I go to revise?

- Knowledge Organisers. All of these are in your exercise book and Google Classroom.
- ⇒ The revision guide <https://www.amazon.co.uk/Revise-GCSE-French-Revision-Guide/dp/129213142X>
- ⇒ The revision workbook <https://www.amazon.co.uk/Revise-GCSE-French-Revision-Workbook/dp/1292131357>
- Quizlet. Flashcard sets for all the topics we have studied so far are on our group page. You can make your own sets of vocabulary items you particularly need to learn.

What exam advice should I remember when writing my answers?

- For Reading and Listening, never leave a blank space
- Learn your question words and use these to help you with section B in Reading and Listening
- Watch out for common traps: use of negatives, switching tense and talking about other people.
- Use vocabulary specific to the topic of the question
- You need to be able to write in three tenses – present, past and future
- Remember to give plenty of opinions and to justify them
- For the 150 word essay at Higher tier, where appropriate, you should look to give examples of the imperfect and conditional as well
- Write a plan for the 150 word essay.
- Show the examiner what you do know, not what you don't (therefore don't try and say something you aren't confident with)

French (continued)

What is the revision list?

The content of the Knowledge Organisers and Parallel Texts would be an excellent place to start. Don't forget to revise the KOs from KS3.

Theme 1: Identity and Culture			
Me, family & friends	Technology	Free time	Customs & traditions
Relationships with family/ friends Marriage & partnership	Social media Mobile technology	Music Cinema/TV Food & eating out Sport	In France In other French speaking countries
Theme 2: Local, National, International, Global			
Home, town, neighbourhood & region	Social issues	Global issues	Travel & tourism
House Town Area	Voluntary work Healthy living	Environment Poverty/ homelessness	Holidays Other countries
Theme 3: Current & Future Study and Employment			
My studies	Life at college	Post 16 education	Jobs, careers & ambitions
Subjects Teachers School day	School building School rules/ uniform	What will you study? Work experience	University/ apprenticeship Dream job

What else can I do to prepare for the mock?

Look at example papers and questions available on your Google Classroom pages and through AQA's own past papers webpage.

How can I plan my revision?

- Practise vocabulary every day – 10-20 minutes a day, every day. Make sure you can write example sentences in the present, past and future tenses for each topic. Do listening and reading practise.
- Focus on what you don't know rather than what you do already know.
- Make a larger copy of the table below and fill in the sub topics you will revise:

Week beginning	What to consider?	What will you do?
		Organise your revision – collect together revision guides and exercise books, write your revision guide , purchase/source highlighters/folders/postcards/A3 paper
		TV, film, music / Healthy lifestyle
		School
		Work/ Global issues

Spanish

What will the Spanish mock look like?

You will complete a Reading and Listening paper as part of the mock cycle, and a Writing paper in class shortly afterwards.

The **Reading** paper for Higher and Foundation consists of:

Section A: Questions & Answers in English

Section B: Questions & Answers in Spanish

Section C: A translation into English

The **Listening** paper for Higher and Foundation consists of:

Section A: Questions & Answers in English

Section B: Questions & Answers in Spanish

The **Writing** papers consist of:

Foundation:

Q1 A description of a photo (8marks)

Q2 A 40 word question (16 marks)

Q3 A translation of five short sentences into Spanish (10 marks)

Q4 A 90 word question (choose one of three questions) (16 marks)

Higher:

Q1 A 90 word question (choose one of three questions) (16 marks)

Q2 A 150 word question (choose one of three questions) (32marks)

Q3 A translation of a short paragraph into Spanish (12marks)

What will I need in the mock?

Black pen

Where can I go to revise?

- Knowledge Organisers. All of these are in your exercise book and Google Classroom.
- ⇒ The revision guide https://www.amazon.co.uk/Revise-GCSE-Spanish-Revision-Guide/dp/1292131446/ref=sr_1_1?crid=21E5L3GQP456N&keywords=Pearson+REVISE+AQA+GCSE+Spanish+Revision+Guide+inc+online+edition&qid=1675182549&s=books&sprefix=pearson+revise+aqa+gcse+spanish+revision+guide+inc+online+edition+%2Cstripbooks%2C75&sr=1-1
- ⇒ The revision workbook https://www.amazon.co.uk/Revise-GCSE-Spanish-Revision-Workbook/dp/1292131411/ref=sr_1_3?crid=1LW1GV8CJWWM4&keywords=Pearson+REVISE+AQA+GCSE+Spanish+Revision+workbook&qid=1675182730&s=books&sprefix=pearson+revise+aqa+gcse+spanish+revision+workbook%2Cstripbooks%2C77&sr=1-3
- Quizlet. Flashcard sets for all the topics we have studied so far are on our group page. You can make your own sets of vocabulary items you particularly need to learn.

What exam advice should I remember when writing my answers?

- For Reading and Listening, never leave a blank space
- Learn your question words and use these to help you with section B in Reading and Listening
- Watch out for common traps: use of negatives, switching tense and talking about other people.
- Use vocabulary specific to the topic of the question
- You need to be able to write in three tenses – present, past and future
- Remember to give plenty of opinions and to justify them
- For the 150 word essay at Higher tier, where appropriate, you should look to give examples of the imperfect and conditional as well
- Write a plan for the 150 word essay.
- Show the examiner what you do know, not what you don't (therefore don't try and say something you aren't confident with)

Spanish (continued)

What is the revision list?

The content of the Knowledge Organisers and Parallel Texts would be an excellent place to start.

Theme 1: Identity and Culture			
<u>Me, family & friends</u>	<u>Technology</u>	<u>Free time</u>	<u>Customs & traditions</u>
Relationships with family/ friends Marriage & partnership	Social media Mobile technology	Music Cinema/TV Food & eating out Sport	In Spain In other German speaking countries
Theme 2: Local, National, International, Global			
<u>Home, town, neighbourhood & region</u>	<u>Social issues</u>	<u>Global issues</u>	<u>Travel & tourism</u>
House Town Area	Voluntary work Healthy living	Environment Poverty/ homelessness	Holidays Other countries
Theme 3: Current & Future Study and Employment			
<u>My studies</u>	<u>Life at college</u>	<u>Post 16 education</u>	<u>Jobs, careers & ambitions</u>
Subjects Teachers School day	School building School rules/ uniform	What will you study? Work experience	University/ apprenticeship Dream job

What else can I do to prepare for the mocks?

Look at example papers and questions available on your Google Classroom pages and through AQA's own past papers webpage.

How can I plan my revision?

- Practice vocabulary every day – 10-20 minutes a day, every day. Make sure you can write example sentences in the present, past and future tenses for each topic.
- Make a larger copy of the table below and fill in the sub topics you will revise:

Week beginning	What to consider?	What will you do?
		Organise your revision – collect together revision guides and exercise books, write your revision guide , purchase/source highlighters/folders/postcards/A3 paper
		TV, film, music / Healthy lifestyle
		School

Music

What will the Music mock look like?

All four areas of study (the concerto, film, rock & pop, & world music) will be examined in this 1 hour 30 minute mock exam. Each of the 8 listening extracts will be examined mainly through short 1-3 mark questions, with 2 extended answer questions (9 and 6 marks) and one skeleton score type question.

We have not yet studied all of the areas of study yet in lesson so some of the content will be new and there may occasional answers requiring be very specific key words we have not yet covered (for example the name of the string instrument used in Greek music). However, the process of listening and analysing extracts is identical whatever the genre and if you are confident with your key vocab (MAD TSHIRTT) you will be able to access nearly every question.

What will I need in the mock?

- **Black pen**
- **Highlighters or colours to analyse questions between playings**

Where can I go to revise?

- You will have notes in your folders on the areas of study we have covered so far.
- The revision guide https://www.amazon.co.uk/OCR-GCSE-Music-Revision-Guide/dp/1785581619/ref=sr_1_4?crid=68WYJQ2F9U5S&dchild=1&keywords=ocr+music+gcse+revision+guide&qid=1601581200&srefix=ocr+musc%2Caps%2C146&sr=8-4 is available from Amazon for £7.95.
- Your Google Classroom will have a revision folder for other relevant resources such as:
 - * MAD TSHIRTT knowledge organisers
 - * Past papers with listening extracts and mark schemes – most of these are from the old spec where the areas of study had a slightly different focus. They are very useful for listening practice, however as above you are likely to find there are some extracts where you will not have covered specific key words. If you encounter these questions the simplest method is to cross them out and ignore them.

Also remember to:

- Use the revision sets in the 11C class on Quizlet to revise your key words
- Watch the OCR GCSE Music Virtual Text book videos on YouTube
- Watch the Hayes Music MAD T SHIRTT elements videos on YouTube
- Look back on Google Classroom for extra revision resources for each of the areas of study
- Look at your mock and feedback from October
- Use the mark schemes from the practice papers to listen back to the extracts and focus on identifying features you may have missed while completing the question. This is a really important way of improving you aural analysis skills

What else can I do to prepare for the mock?

Listen out for key features in everyday music. Get used to identifying the melody and any key features of it such as the articulation, range or whether it is stepwise or leaping. Identify whether the texture is monophonic, homophonic, or polyphonic, and which instruments you can hear.

What command words will I encounter?

- **Identify, Name, Give** – Hear and name
- **Describe** – Identify and comment on how it changes
- **Suggest** – Link to wider context or area of study

Music (continued)

What is the revision list?

MAD T SHIRT and associated Key Words	
Melody	Harmony
Articulation	Instrumentation
Dynamics	Rhythm
Texture	Tempo
Structure	Technology
The Concerto Through Time	Rock and Pop from 1955-Present Day
<p>The Baroque Solo Concerto</p> <p>The Baroque Concerto Grosso</p> <p>The Classical Concerto</p> <p>The Romantic Concerto</p> <p><i>Including:</i></p> <ul style="list-style-type: none"> -What a concerto is and the way it has developed through time -The instruments that have been used for the solo part in the concerto and how they have developed through time The growth and development of the orchestra through time -The role of the soloist(s) -The relationship between the soloist(s) and the orchestral accompaniment -How the concerto has developed through time in terms of length, complexity and virtuosity -The characteristics of Baroque, Classical and Romantic music as reflected in The Concerto. 	<p>Rock 'n' Roll of the 1950s and 1960s</p> <p>Pop Ballads of the 1970s, 1980s and 1990s</p> <p><i>Including:</i></p> <ul style="list-style-type: none"> -Vocal and instrumental techniques within popular music -How voices and instruments interact within popular music -The development of instruments in popular music over time -The development and impact of technology over time -The variety and development of styles within popular music over time -The origins and cultural context of the named genres of popular music -The typical musical characteristics, conventions and features of the specified genres
Music for Film and Computer Games	Rhythms of the World
<p>Music that has been composed specifically for a film</p> <p>Music from the Western Classical tradition that has been used within a film</p> <p>Music that has been composed as a soundtrack for a video game</p> <p><i>Including how composers create music to support, express, complement and enhance:</i></p> <ul style="list-style-type: none"> -A mood or emotion being conveyed on the screen -A significant character(s) or place -Specific actions or dramatic effects 	<p>Indian Classical Music & Bhangra</p> <p>Traditional Greek, Palestinian and Israeli music</p> <p><i>Including:</i></p> <ul style="list-style-type: none"> -Characteristic rhythms and metres -The origins and cultural context of the traditional music -The musical characteristics of the folk music -The impact of modern technology on traditional music -The names of performers and groups -Ways in which performers work together

What exam advice should I remember when writing my answers?

- Use subject specific vocabulary whenever possible.
- Use the number of marks available to direct you in how much to write.
- Read through the questions before you hear them. Identify key words and underline them.
- Identify likely answers before you hear an extract and write them next to the question. For instance, if the question is about melody and the extract is a concerto, you should already be able to create a shortlist of likely answers before you have even heard the music
- Choose your questions and your listening focus carefully before each playing of an extract
- Make sure you create mind maps for each of the elements before answering the long answer question
- Long answer questions should always relate to the narrative
- Follow the music carefully in skeleton score questions. Do not attempt to answer too much at once and lose your place
- Don't forget to **state the obvious!**

Music (continued)

How can I plan my revision?

Organise your revision – collect together revision guides and exercise books, **write your revision guide**

PE

What will the PE mock look like?

The mock exam will be a previously used exam paper for Paper 2 (Socio-cultural issues and sports psychology.)

- Unit 3 – Socio-cultural issues (commercialisation, drugs, participation trends & strategies, ethics)
- Unit 4 – Psychology (goals, feedback, guidance, mental preparation, skill)
- Unit 5 – Health, fitness & diet
- The paper will include a 6 mark, synoptic question, meaning it contains content from paper 1. This topic will not be shared in advance.

What will I need in the mock?

Black pen

Where can I go to revise?

The GCSE PE OCR Revision Guide – an excellent book to help you with revision. If you haven't already purchased it: [Link to purchase](#)

SENECA – all of the units in the exam have revisable content on here. We will be setting all of the questions in the build up to the exam.

BBC Bitesize (OCR) – a great and updated resource to help you with revision. This also has exam techniques and sample questions as part of your revision support. [Bitesize](#)

Quizlet for flashcards

What else can I do to prepare for the mocks?

Complete past papers. Just search for "OCR GCSE PE past papers". Mark them yourself or ask your teacher to mark harder question.

Retrieval questions.

Get someone (dad, sister, mum, Grandma, friend, etc) to quiz you on the key terms. Mark any you get wrong and revisit later.

PE (continued)

What is the revision list?

Unit 4 – Sport Psychology	Unit 5 – Health & wellbeing
<ul style="list-style-type: none"> • Goal Setting – why and how (SMART) • Characteristics of skilful movement – APE FC • Classification of skill – difficulty/environmental continua • Mental preparation – 4 techniques • Types of guidance x4 – examples, pros & cons • Types of feedback x6 – examples, pros & cons 	<ul style="list-style-type: none"> • Health, fitness, well-being – definitions • Consequences of a sedentary lifestyle – phys/emot/soci • Components of a balanced diet • Application of diet to performance insport – high carb/high protein • Hydration - benefits
Unit 3 – Socio Cultural issues	
<ul style="list-style-type: none"> • Participation data and trends in UK • Factors affecting participation in physical activity/sport • Strategies to improve participation in physical activity/sport 	

What exam advice should I remember when writing my answers?

- CIRCLE “using practical examples” whenever you see it – don’t throw easy marks away
- PEE over your 6 markers – point, explain, example. Write in clear paragraphs, and aim for 4-6 key points (answering both parts of the question equally)
- Take note of the number of marks to determine length of answer. 1 marker? Don’t write 4 sentences
- Flick through your paper at the end. Make 100% sure you haven’t missed a question (or a page!)

What command words will I encounter?

Identify / State / Give / Name – name or express in clear terms

Describe – say what the term is. What does it look like.

Explain – give reasons. Say why or how

Analyse - separate information into components and identify their characteristics. Common in data questions

Evaluate – judge from available evidence. Comment on the effectiveness, the pros and cons

Using practical examples – make reference to a sport / sporting movement, not a named performer e.g. sprinter, not Usain Bolt

How can I plan my revision?

Make a larger copy of the table below and fill in the sub topics you will revise:

Week beginning	What to consider?	What will you do?
ASAP	Knowledge recall	Start testing yourself on the key terms and how they link to practical examples. Create flash cards that you can use to help you correct missing parts of your knowledge and get others to test you.
Half term	Extended writing	Find past papers (as mentioned before) to start practicing your extended writing. Mark the paper yourself. With the different colour, start correcting yourself on any mistakes. Be sure to use the mark scheme to help your corrections.
Mock exams starting	Regular recall and practice of the AO2 and AO3 answers	Keep going over concepts or knowledge that isn’t exceeding. Correct the mistakes you are making. Practice your PEE writing for the extended answers.

Dance

What will the Dance mock look like?

Section A – Knowledge and understanding of the choreographic process and performing skills. (2 to 4 mark questions)

Section B – Critical appreciation of your own work in your exam performances (4 to 6 mark questions)

Section C – Critical appreciation of professional works (6 to 12 mark questions)

1 hour 30 mins

What will I need in the mock?

Black pen

How can students revise for their mock exam – what to use to revise.

Revise and learn definitions in their glossary, found at the start of their folders.

Section A:

- Revision of Action, Space, Dynamics and Relationships
- The choreographic processes
- Elements of choreography such as use of accompaniment, choreographic devices etc. These are all listed in your glossaries.
- Revise safe dance practice and know how to apply it e.g. how to warm up & why it is important.

Section B:

- Revise, learn and know how to apply the definitions related to performance e.g. mental, technical, physical and expressive skills.
- Have some specific examples from your dances to use in 6 markers

Section C:

- Use Anthology analysis to remind yourself of the elements in all of the 6 works you may be examined on
- Make comparison grids to highlight similarities and differences between works.
- Complete the practise questions that are at the end of each work in your anthology folder or revision guides

What subject terminology will students need to know?

- All subject terminology will be in their student knowledge glossaries.
- All professional work specific terminology can be in their Anthology folders and professional work summary sheets.
- Students will be completing mock preparation lessons to re-familiarise themselves with key exam vocabulary.
- Students will be given a plan on what to revise and how – they will be exploring revision in lessons and then completing set tasks at home from their revisions packs and their half term homework.

What exam advice should I remember when writing my answers?

Come to lessons prepared with:

- Folders
- Engaging in the home learning that is set for them on Google Classroom.

Be in all lessons and ask for help when unsure.

Use the resources provided to you to help you.

Food & Nutrition

What will the mock look like?

The MOCK exam in Food and Nutrition will be 1 hour and 45 minutes. This is a full paper and has 2 sections:
Section A: Questions based on a specific cooking skill and theme. This is worth 15 marks.
Section B: A range of question types including multiple choice and longer written questions. This section is to assess content related to food preparation and nutrition. This is worth 85 marks.

What will I need in the mock?

Black pen and a highlighter

Where can I go to revise?

- 1) Please use the digital textbook that we have purchased.
The website link for this is: <https://www.illuminate.digital/eduqasfood/>
The password is: STUDENT4
The username is: SBOTTISHAM4
- 2) The food and Nutrition curriculum page that has lots of useful knowledge organisers: https://bottishamvc.org/wp-content/uploads/2021/09/Food_Nutrition.pdf
- 3) Eduqas website - Past exam papers and mark schemes: https://www.eduqas.co.uk/qualifications/food-preparation-and-nutrition-gcse/#tab_pastpapers
- 4) Seneca: The course we are doing is Eduqas Food Preparation and Nutrition
- 5) You can also use the following websites that have a lot of good information and resources:
Lots of resources including videos and knowledge organisers: <https://www.foodafactoflife.org.uk/14-16-years/>
Good videos about importance aspects of the curriculum: <https://resources.eduqas.co.uk/Pages/ResourceSingle.aspx?rId=1221>
BBC bitesize: <https://www.bbc.co.uk/teach/class-clips-video/design-and-technology-gcse-food-preparation-and-nutrition/zvjh8xs>

What is the revision list?

1. Food commodities
2. Principles of nutrition
3. Diet and good health
4. The science of food
5. Where food comes from
6. Cooking and food preparation

What exam advice should I remember when writing my answers?

- Read the question FULLY!! Make sure you are answering the question that is being asked and providing enough information!
- If the questions asked you to evaluate or explain, make sure you state the point and then use the word "because" to ensure you have given a reason why.

How can I plan my revision?

Make a larger copy of the table below and plan out your revision.

Week beginning	What to consider?	What will you do?

Computer Science

What will the Computer Science mock look like?

COMP01 & COMP02. COMP02 section will include section A + B (please see course spec to see what these are), 80 Marks, 1.5 hours long

What will I need in the mock?

Black pen

Where can I go to revise?

Use your RAG rated J277 Specification – This will help you identify and prioritise areas of importance. See this in combination with the following:

- Course notes
- All lesson PowerPoints that we have done in class on the R-Drive: R:\Computing\ Computer Science
- Craig 'n' Dave YouTube channel: <https://www.youtube.com/channel/UC0HzEBLIJxlrwBAHJ5S9JQg>
- GCSE Bitesize – Computer Science OCR J277
- Revision books/flash cards - CGP revision books or equivalent
- Seneca learning (unit codes are different to specification)
- Knowledge organiser - posted on Google Classroom **If you now don't have these, please see me and I will provide you with a resource**.

What is the revision list?

Computer systems (COMP01)	Computational thinking, algorithms and programming (COMP02)
1.1 Systems architecture 1.2 Memory and storage 1.3 Computer networks, connections and protocols 1.4 Network security 1.6 Ethical, legal, cultural and environmental impacts of digital technology	2.1 Algorithms 2.2 Programming fundamentals 2.3 Producing robust programs 2.5 Programming languages and Integrated Development Environments

What can I do to prepare for the mock?

- Along with the above resources, you may wish to look at the additional CGP resources:
- Exam practice workbook (exam skills development)
- Practice exam papers
- Revision cards
- Revision strategies such as practice exam questions, & look, cover, write, check

What command words will I encounter?

Please look at page 34 of the course specification for command words

How can I plan my revision? (Make a larger copy of the table below)

Make a larger copy of the table below and fill in the sub topics you will revise:

Week beginning	What to consider?	What will you do?
5/2		Make a study plan. This could be done by printing off a calendar for the following months, writing down what you are going to study and commit to it.
12/2		COMP01 revision
19/2		COMP02 revision
26/2		COMP01 & COMP02 revision + Questions from past papers
4/3		COMP01 & COMP02 revision + Questions from past papers

Construction

What will the Construction mock look like?

Name of paper: EDUQAS Level 1 / 2 Award: Unit 1 Introduction to the Built Environment

Length of paper: 1 hour 30 minutes plus your additional time allowance

Suggested timings: We suggest that students spend 15mins planning; 65mins writing and 10mins reading through at the end.

INSTRUCTIONS TO CANDIDATES Questions in this examination are based on several areas of Unit 1 of the course which has been taught across Year 10. You are required to answer ALL questions. There are 80 marks available in this examination. Quality of written communication will be assessed throughout the exam paper. Write your answers in the spaces provided in this booklet or as guided by the question. Make sure you are clear on the context of the question and focus your answers in accordance. SPaG is the mark awarded for technical accuracy: spelling, punctuation, and grammar.

What will I need in the mock?

Black pen and a highlighter

Where can I go to revise?

- Your exercise book and Unit 1 booklets are the best source of information, assuming all the work is completed.
 - Your class Google Classroom folder:
 - ⇒ Contains Unit 1 Lesson slides and Unit 1 revision notes
- Pay particular attention to all sections across Unit 1 - 1.1 / 1.2 / 1.3 / 1.4 / 1.5 / 1.6 / 1.7 / 1.8.

Also remember to:

Watch videos on YouTube relating to Work Site Health & Safety

How can I plan my revision? (Make a larger copy of the table below)

Make a larger copy of the table below and fill in the sub topics you will revise:

Week beginning	What to consider?	What will you do?

Design and Technology

What will the Design and Technology mock look like?

3 sections-

Core Technical Principles (multiple choice and short answers)

- Energy sources
- Composite materials
- Gearing ratios
- Mechanisms
- Materials- Timbers, textiles etc and their properties- surface finishes
- Forms of motion
- Energy storage
- Micro controllers
- Obsolescence

Specialist Technical principles (long and short answers)

- specific area of study-resistant materials (metal, timber polymer), textiles, electronics
- Material properties and origins
- Quality control
- The 6 R's
- Environmental issues
- Aesthetics and surface treatments
- Commercial production processes, Batch, JIT, Mass, why might you use a particular process?
- Manufacturing and Production aids (templates · jigs · patterns · formers · moulds · dies · stencils · fixtures.)
- Tolerances
- Risk assessment and health and safety processes

Design and making principles (longer answers use PEE/BLT)

- Product research
- Evaluating a products suitability (**ACCESSFM** but be specific to the scenario-pick the most important uses to highlight and analyse)
- Types of drawing (3d and 2d) Isometric and orthographic (1st and 3rd angle)
- Modelling- why?
- Ergonomics-ease of use, comfort

Designers (from the list)- their products and how they have used inspiration, materials and technologies in their work, **collaborations** with companies or others

- Modelling
- CAD

Maths and Science questions throughout

- Quantities**
- laying out to make best use of supplied materials
- Area**
- Volume**
- Trigonometry**
- Percentages**
- Forces**
- Motion**

What will I need in the mock?

Black pen, Pencil Protractor, calculator, ruler, isosketch

Design and Technology (Continued)

Where can I go to revise?

Use the information within your coursework folder and cross reference with relevant areas in the exam paper.

Use technologystudent.com to support with information and practice questions.

Use revision cards to help recall of key terms, self-made helps to embed and support revision.

Collins GCSE Grade 9-1 Revision - AQA GCSE 9-1 Design & Technology Revision Cards: Ideal for the 2024 and 2025 exams

PG online Clear Revise AQA GCSE 8552

The pocket sized revision guide

CGP GCSE Design & Technology AQA Revision Guide

What is the revision list?

PowerPoint presentations and worksheets on all the topics covered are available through google classroom read and use the worksheets to embed understanding.

Practise answering extended questions using the 'BLT' / PEE method.

Supplied revision books

Past papers- AQA GCSE Design and Technology

What else can I do to prepare for the mock?

Use technologystudent.com to access information on all topics

Use Seneca and Exam questions to practice

What exam advice should I remember when writing my answers?

Read the question carefully and understand what the key command words mean so they can be applied correctly.

Use the common exam approaches that you use for other subject areas (PEE, PEEZL.BLT)

When a question asks for words and notes, use words and notes.

Apply the structures we use in your NEA to to your answers- Explore, Create, Evaluate, ACCESSFM, SCAMPER.

How can I plan my revision?

Week beginning	What to consider?	What will you do?
5 th February		Organise your revision – collect together revision guides and exercise books, write your revision cards, purchase/source highlighters/folders/postcards/A3 paper
12 th February		Focus on Section A and C common technical principles/Design and making principles
19 th February		Focus on Section B and C Specialist technical principles/Design and making principles

Enterprise and Marketing

What will the mock look like?

This unit is assessed by an exam. The exam is 1 hour and 15 minutes. It has two Sections – Section A and Section B.

This exam is worth 40% of the whole qualification. It is worth 70 marks.

Section A 10 marks	This will have 10 multiple choice questions.
Section B 60 marks	<ul style="list-style-type: none">• This will have context-based questions. Students will be presented with a short scenario and will apply their knowledge of enterprise and marketing concepts to produce relevant responses.• Students must make appropriate recommendations for the short scenario provided throughout Section B. These recommendations may relate to any of the topic areas in unit R067.• It will include short/medium answer questions, extended response analysis and evaluation questions.• The extended response evaluation question will assess content from Topic 4. (It is worth 8 marks!)

What will I need in the mock?

Black pen, calculator, highlighter

Where can I go to revise?

On YouTube, find “Mr Weir’s Computer Science” channel and you should watch all Enterprise and Marketing videos for J837.

https://www.youtube.com/playlist?list=PLDPNc_kQp_v98lpTP65KbJx8Lm1HxX614 (links below for individual Topic Areas)

What is the revision list?

Topic Area 1: Characteristics, risk and reward for enterprise

Topic Area 2: Market research to target a specific customer

Topic Area 3: What makes a product financially viable

Topic Area 4: Creating a marketing mix to support a product (**A reminder that Topic Area 4 will be used for the 8 mark question at the end, so it is vital you revise this section!**)

Topic Area 5: Factors to consider when starting up and running an enterprise

What else can I do to prepare for the mock?

Go back over class notes on your OneNote, as well as the sample exam paper.

Drama

What will the mock look like?

Your paper consists of 2 sections

(Section 1 = 8 questions – 50 marks and section 2 = 1 question – 30 marks)

Section 1:

Expect to be asked questions about:

Blood Brothers

General theatre knowledge

How you perform/devise/direct

How might you direct/design a section of Blood brothers

Section 2:

Live theatre review on 1 element of a show you have seen – remember, for this mock you got to choose the theatre production that YOU know the best. The mock is not about how much you know about this production but showing how you use your analytical and evaluation skills.

What will I need in the mock?

Black pen

Where can I go to revise?

On Google classroom under the heading 'Revision' You can also work after school using the student hand books.

SECTION 1 – Blood brothers Resources: Blood brothers script, Blood brother student handbook, Blood brothers teacher guide (uploaded to google classroom) and GCSE Bitesize

SECTION 2

The theatre review applies your general theatre knowledge specifically to a play you have seen.

Watch the play and answer the questions on your Theatre prompt sheet.

Remember: You receive a possible 20 marks for weighing up both the positive and negative impacts on the audience and 10 marks for using drama terminology.

OCR Drama quizzes on Kahoot

What is the revision list?

Knowledge of:

Character, context, plot

Use of performance space, including proxemics

Types of staging

Vocal and physical skills

Semiotics (Lighting, costume, sound, make up, set)

Structure

Blood Brother

Knowledge of your chosen theatre show for Section B

Drama (Continued)

What else can I do to prepare for the mock?

Plan out questions (find them on Google C)

Practice questions both timed and untimed with resources to hand

What exam advice should I remember when writing my answers?

C.U.E your question

How can I plan my revision?

Ensure that you give enough time to practise the questions. Remember, it is 1 mark per minute. Therefore, if you are practising a question that is 8 marks, you need 8 minutes.

Week beginning	What to consider?	What will you do?

Health and Social Care

What will the Health and Social Care mock look like?

You will sit an 1hr 15 minute mock which covers the unit RO32 Principles of care in health and social care setting.

Topics include:

Topic Area 1 The rights of service users in health and social care settings

Topic Area 2 Person-centred values

Topic Area 3 Effective communication in health and social care settings

Topic Area 4 Protecting service users and service providers in health and social care settings

What will I need in the mock?

Black pen

Where can I go to revise?

Your exercise book focus mainly on the work we have completed in class since Christmas, however your first unit which explore PIES and life events can also be helpful to familiarise yourself with the different life stages so growth and development in each life stage is understood.

Google classroom, all of the lesson slide, practice exam questions are on here.

Revision guide which can be downloaded or purchased. My revision notes: Level 1/Level 2 Cambridge Nationals in Health & Social Care: Boost eBook. By Judith Adams. ISBN: 9781398350533, Published: 30th September 2022

Health and Social Care (Continued)

What is the revision list?

Types of care settings
The rights of a service user
The benefits of service users health and wellbeing when their rights are maintained
Person centred values and how they are applied
Benefits of applying the person centred values
Effects on service users health and wellbeing in person centred values are not applied
The importance of verbal communication skills in health and social care settings
The importance of non-verbal communication skills in health and social care settings
The importance of active listening in health and social care settings
The importance of special methods of communication in health and social care settings
The importance of effective communication in health and social care settings
Safeguarding
Infection prevention
Safety procedure and measures
How security measures protect service users and staff

What else can I do to prepare for the mock?

Make sure you know and can recall the key terms and their meanings. Recall what the difference is between the rights, 6 C's and the other key terms.

Revisit the 8 mark and other long answer questions we have practiced and familiarise yourself with what is expected and how to achieve higher marks in those exams.

Make some revision cards/flash cards of the key terms and keep testing yourself on these.

What exam advice should I remember when writing my answers?

Expand on your answers, make sure your point is explained and you are linking it to the question context.

How can I plan my revision?

Gather your notes and information, split the revision list up and focus on one topic per week. The larger topics with more key terms may need some more time.

Make a larger copy of the table below and fill in the sub topics you will revise:

Week beginning	What to consider?	What will you do?

Creative iMedia

What will the Creative iMedia mock look like?

1.5 Hours – R093 Mock exam

What will I need in the mock?

Black pen

Where can I go to revise?

Along with the above resources, you may wish to look at the additional CGP resources:

In class lessons

Revision guide that has been given to you

Revision strategies such as practice exam questions, & look, cover, write, check

What is the revision list?

The exam will be on R093 – Creative iMedia in the media industry.

Topics:

- Media Sector and products
- Job Roles in the Media Industry
- How style, content and layout are linked to the purpose
- Client Requirements and how they are defined
- Audience demographics and segmentation
- Research methods, sources and types of data
- Media codes used to convey meaning, create impact and/or engage audiences
- Work planning Documents used to support ideas generation
- Documents used to design and plan media products
- The legal issues that affect media
- Distribution platforms and media to reach audiences
- Properties and formats of media files

What else can I do to prepare for the mock?

Use revision material/cards/mind maps

Practice exam questions/papers found online or by asking your teacher to upload some for you.

What exam advice should I remember when writing my answers?

Please look at page 128 of the course specification for command words

How can I plan my revision?

Week beginning	What to consider?	What will you do?

Notes

Notes

