

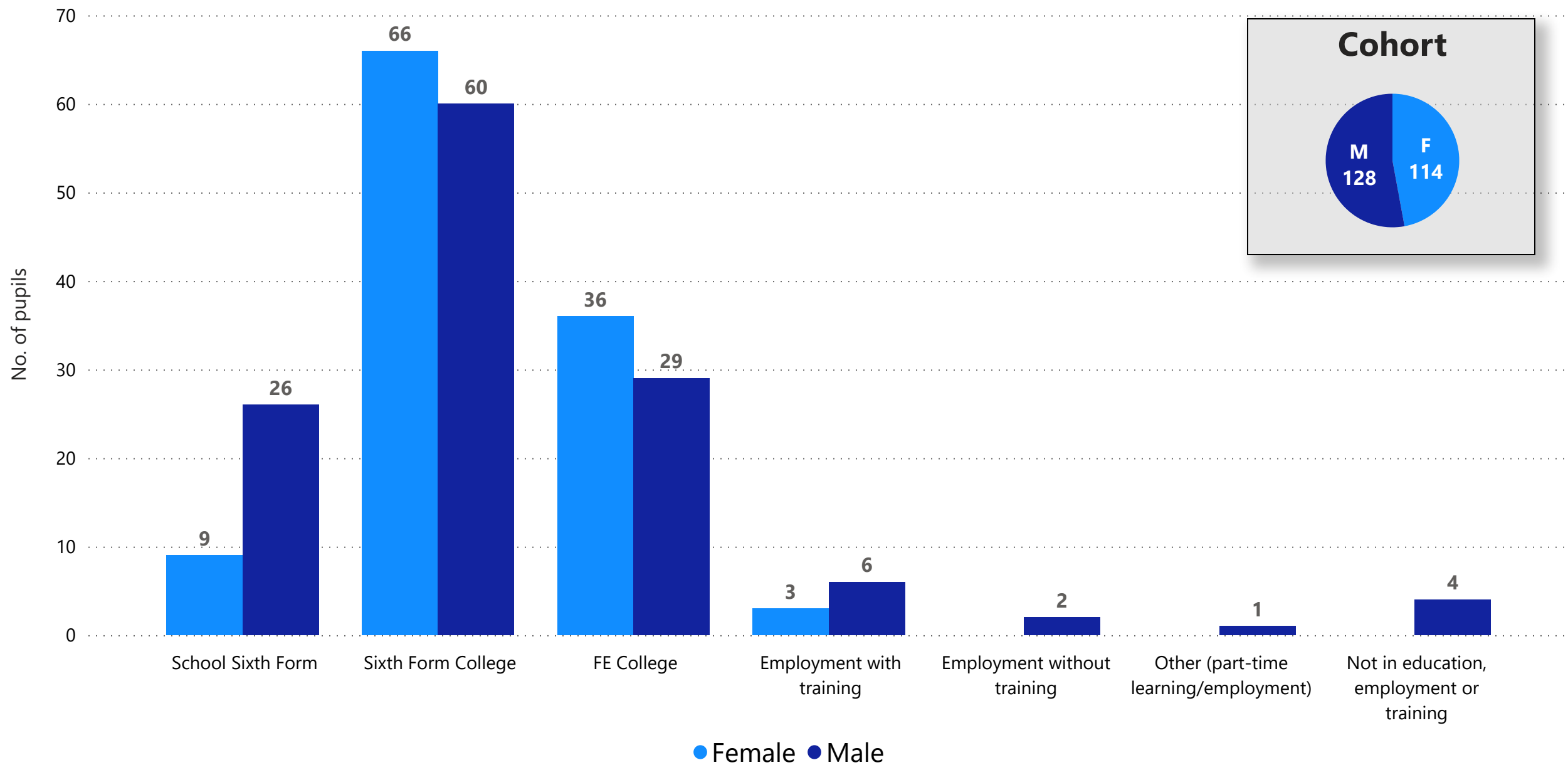
# Destinations of 2022 Year 11 Students

## Bottisham Village College



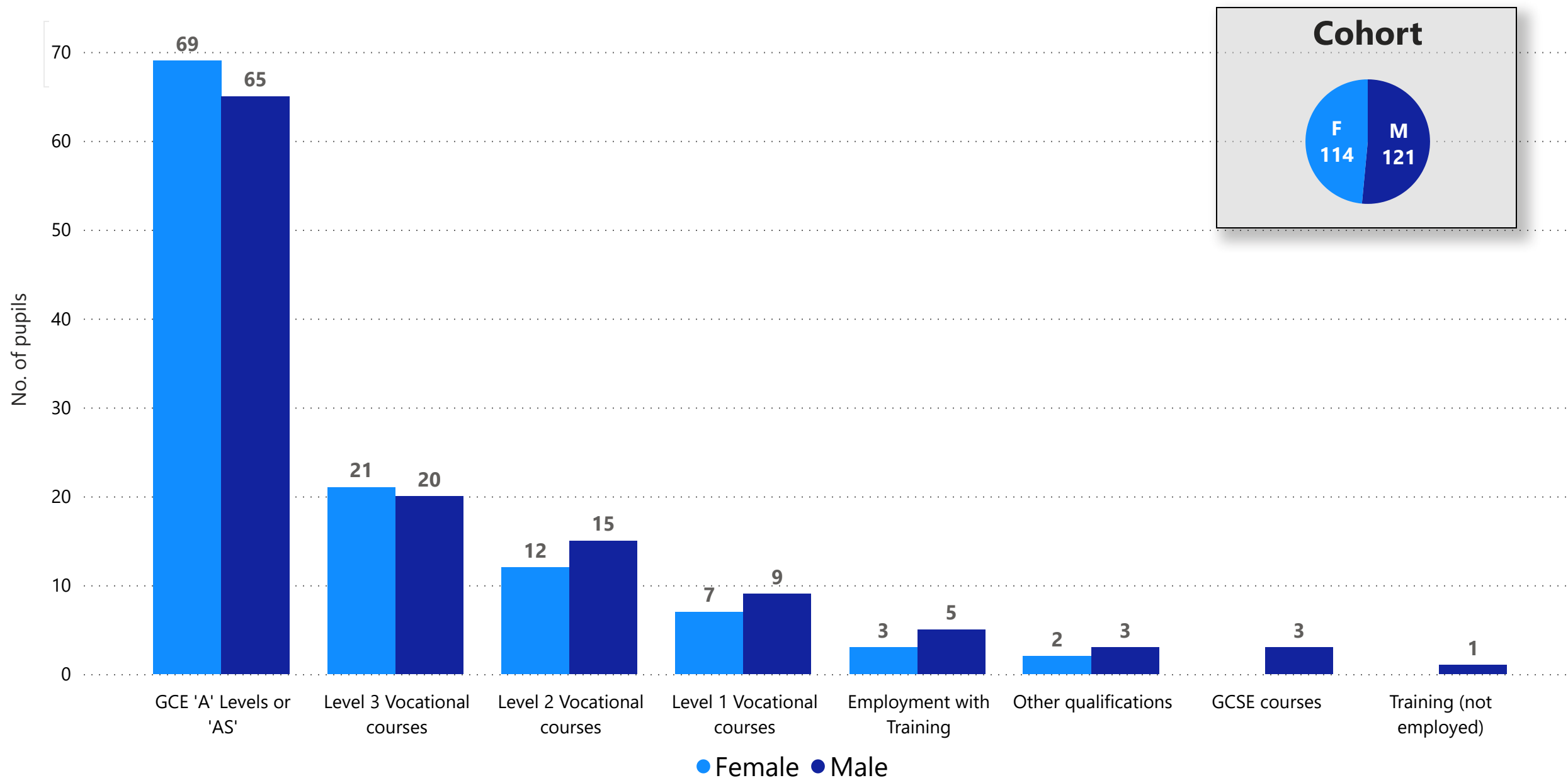


# Education, Employment and Training destinations by gender

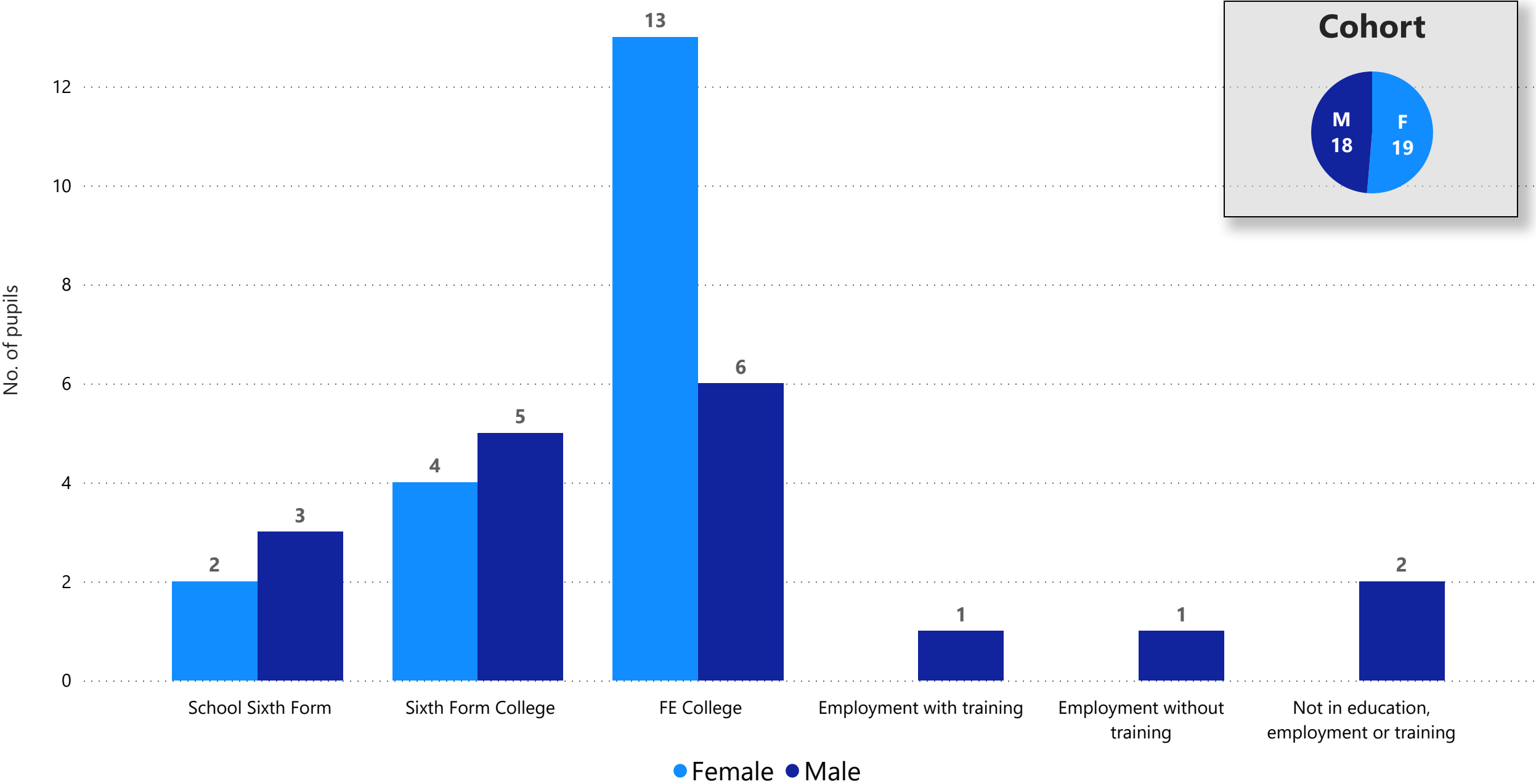




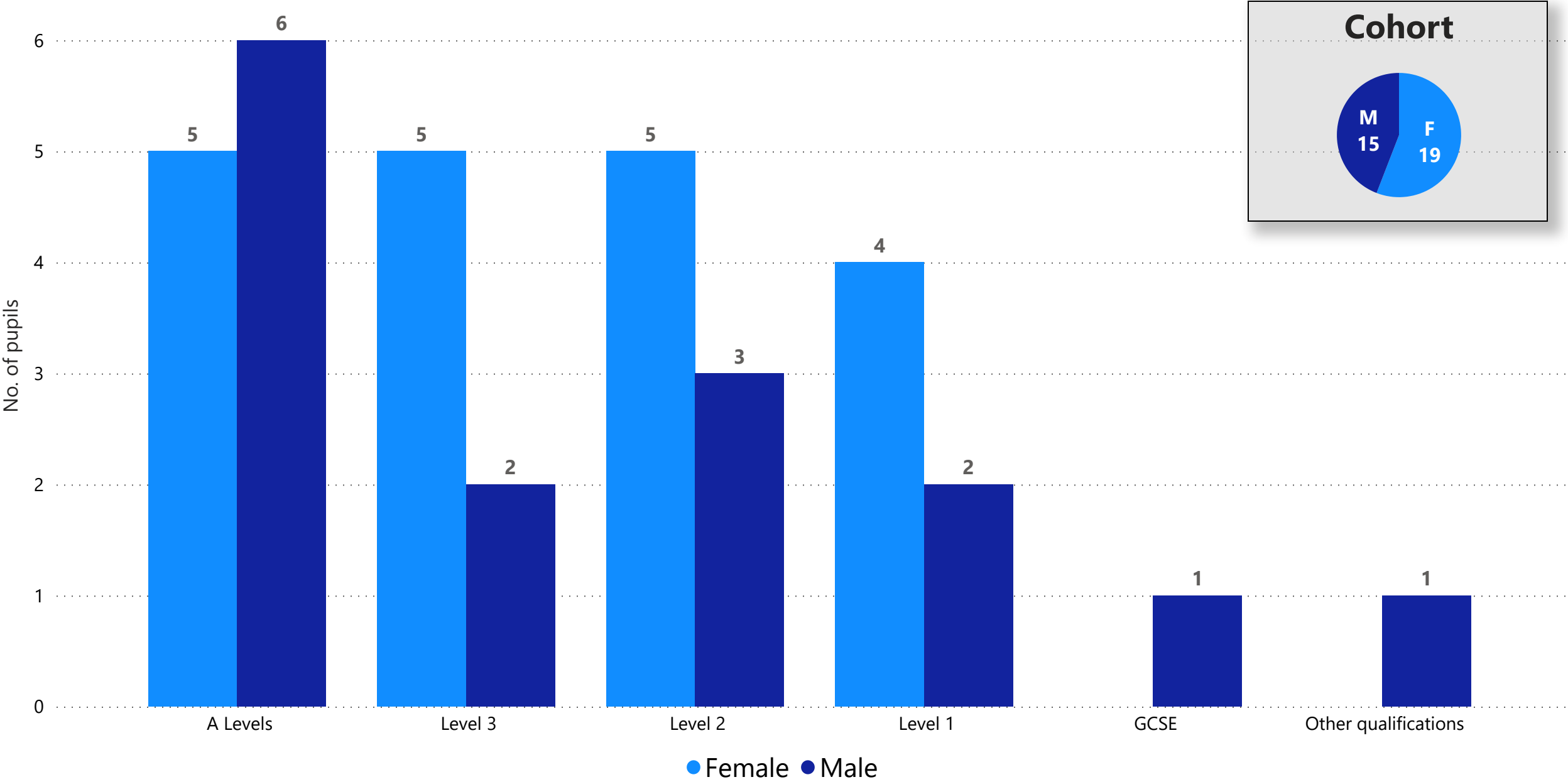
# Continuation by Year 12 course level and gender



# Pupil Premium Education, Employment and Training destinations by gender



# Pupil Premium destinations by Year 12 course and gender



# Education, Employment and Training historical trends

## Destination

Year Gender Destination	Female		2020 Male		Total		Female		2021 Male		Total		Female		2022 Male		Total		Total	
	#	%	#	%	#	%	#	%	#	%	#	%	#	%	#	%	#	%	#	%
School Sixth Form	21	21%	7	6%	28	13%	6	6%	7	5%	13	6%	9	8%	26	20%	35	14%	76	11%
Sixth Form College	55	55%	60	53%	115	54%	70	72%	58	45%	128	57%	66	58%	60	47%	126	52%	369	54%
FE College	22	22%	38	33%	60	28%	16	16%	52	41%	68	30%	36	32%	29	23%	65	27%	193	28%
Employment with training	1	1%	4	4%	5	2%	2	2%	9	7%	11	5%	3	3%	6	5%	9	4%	25	4%
Employment without training			1	1%	1	0%			2	2%	2	1%			2	2%	2	1%	5	1%
Other (part-time learning/employment)			1	1%	1	0%	1	1%			1	0%			1	1%	1	0%	3	0%
Not in education, employment or training			2	2%	2	1%	2	2%			2	1%			4	3%	4	2%	8	1%
Unknown	1	1%	1	1%	2	1%													2	0%
Total	100	100%	114	100%	214	100%	97	100%	128	100%	225	100%	114	100%	128	100%	242	100%	681	100%

## Year 12 Course level

Year Gender Qualification	Female		2020 Male		Total		Female		2021 Male		Total		Female		2022 Male		Total		Total	
	#	%	#	%	#	%	#	%	#	%	#	%	#	%	#	%	#	%	#	%
A Levels	60	61%	64	58%	124	59%	40	43%	29	23%	69	31%	69	61%	65	54%	134	57%	327	49%
GCSE	2	2%	1	1%	3	1%			1	1%	1	0%			3	2%	3	1%	7	1%
Level 1	2	2%	9	8%	11	5%	3	3%	21	17%	24	11%	7	6%	9	7%	16	7%	51	8%
Level 2	7	7%	20	18%	27	13%	6	6%	22	17%	28	13%	14	12%	20	17%	34	14%	89	13%
Level 3	24	24%	11	10%	35	17%	45	48%	52	41%	97	44%	22	19%	21	17%	43	18%	175	26%
Other qualifications	4	4%	6	5%	10	5%			1	1%	1	0%	2	2%	3	2%	5	2%	16	2%
Total	99	100%	111	100%	210	100%	94	100%	126	100%	220	100%	114	100%	121	100%	235	100%	665	100%